


# Videocard Benchmarks

Over 1,000,000 Video Cards Benchmarked


## Video Card List

Below is an alphabetical list of all Video Card types that appear in the charts. Clicking on a specific Video Card will take you to the chart it appears in and will highlight it for you.



**VIDEO CARD**

---




High End

High Mid Range

Low Mid Range

Low End

---




Best Value

Common


Market Share (30 Days)

---



Compare <sup>0</sup>


---



Video Card Mega List

[Search Model](#)

---



GPU Compute Video Card Chart

## Single Video Card

Find Videocard

Videocard Name	Passmark G3D (higher is better)	Rank (lower is better)	Videocard Value (higher is better)	Price (USD)
<a href="#">128 DDR Radeon 9700 TX w/TV-Out</a>	44	1752	NA	NA
<a href="#">128 DDR Radeon 9800 Pro</a>	62	1692	NA	NA
<a href="#">128MB DDR Radeon 9800 Pro</a>	66	1681	NA	NA
<a href="#">128MB RADEON X600 SE</a>	49	1736	NA	NA
<a href="#">256MB DDR Radeon 9800 XT</a>	37	1776	NA	NA
<a href="#">256MB RADEON X600</a>	67	1675	NA	NA
<a href="#">3DP Edition</a>	826	765	NA	NA
<a href="#">64MB DDR GeForce3 Ti 200</a>	5	1933	NA	NA
<a href="#">64MB GeForce2 MX with TV Out</a>	2	2034	NA	NA
<a href="#">7900 MOD - Radeon HD 6520G</a>	610	984	NA	NA
<a href="#">7900 MOD - Radeon HD 6550D</a>	892	716	NA	NA
<a href="#">9xx Soldiers sans frontiers Sigma 2</a>	21	1855	NA	NA
<a href="#">A10-8700P</a>	513	1092	NA	NA
<a href="#">A6 Micro-6500T Quad-Core APU with RadeonR4</a>	220	1362	NA	NA
<a href="#">ABIT Siluro T400</a>	3	1989	NA	NA
<a href="#">ALL-IN-WONDER 9000</a>	4	1953	NA	NA
<a href="#">ALL-IN-WONDER 9800</a>	23	1848	NA	NA
<a href="#">ALL-IN-WONDER RADEON 8500DV</a>	5	1938	NA	NA
<a href="#">All-in-Wonder X1800XL</a>	30	1820	NA	NA
<a href="#">All-in-Wonder X1900</a>	127	1486	NA	NA

CPU Benchmarks

Video Card Benchmarks

Hard Drive Benchmarks

RAM

PC Systems

Android

iOS / iPhone

Videocard Name	Passmark G3D Mark (higher is better)	Rank (lower is better)	Videocard Value (higher is better)	Price (USD)
<a href="#">ALL-IN-WONDER X800 GT</a>	84	1613	NA	NA
<a href="#">AMIGAMERLIN 3.1-R1 For Voodoo 4 4500 PCI</a>	3	2013	NA	NA
<a href="#">ASUS A7000</a>	9	1895	NA	NA
<a href="#">ASUS AGP-V3800PRO v31.40H</a>	4	1972	NA	NA
<a href="#">ASUS EAH4870x2</a>	496	1113	NA	NA
<a href="#">Asus GTX 650 FML II EC-EGPU</a>	720	862	NA	NA
<a href="#">ASUS V9520-X V62.11</a>	7	1906	NA	NA
<a href="#">B8DKMDAP</a>	4557	187	NA	NA
<a href="#">Barco MXRT 1450</a>	205	1384	NA	NA
<a href="#">Barco MXRT 2600</a>	900	711	NA	NA
<a href="#">Barco MXRT 5400</a>	1161	563	NA	NA
<a href="#">Barco MXRT 5450</a>	1079	601	NA	NA
<a href="#">Barco MXRT 5500</a>	2701	312	NA	NA
<a href="#">Barco MXRT 7100</a>	180	1413	NA	NA
<a href="#">Barco MXRT 7400</a>	900	710	NA	NA
<a href="#">Barco MXRT 7500</a>	4319	200	NA	NA
<a href="#">Barco MXRT 7600</a>	4943	176	NA	NA
<a href="#">BASICDISPLAY</a>	69	1663	NA	NA
<a href="#">Citrix Indirect Display Adapter</a>	4446	194	NA	NA
<a href="#">CONNECT 3D RADEON X300</a>	36	1781	NA	NA
<a href="#">Dell 8100</a>	2	2040	<a href="#">0.00</a>	<a href="#">\$999.11*</a>
<a href="#">Dell 8200</a>	4	1975	NA	NA
<a href="#">Diamond X1300-PCIE 256MB</a>	70	1661	NA	NA
<a href="#">EAH5450</a>	134	1473	<a href="#">1.22</a>	<a href="#">\$109.99*</a>
<a href="#">EIZO Quadro MED-XN51LP</a>	4946	175	NA	NA
<a href="#">Embedded Radeon E9173</a>	1996	384	NA	NA
<a href="#">Extreme AX850 PRO</a>	120	1506	NA	NA
<a href="#">Familia Intel Q33 Express Chipset</a>	10	1889	NA	NA
<a href="#">Famille de jeu de puces Express Intel 946GZ</a>	7	1909	NA	NA
<a href="#">FireGL T2-128</a>	30	1817	NA	NA
Videocard Name	Passmark G3D Mark (higher is better)	Rank (lower is better)	Videocard Value (higher is better)	Price (USD)
<a href="#">FireGL V3100</a>	52	1719	NA	NA
<a href="#">FireGL V3200</a>	84	1610	NA	NA

CPU Benchmarks	Video Card Benchmarks	Hard Drive Benchmarks	RAM	PC Systems	Android	iOS / iPhone
Videocard Name		Passmark G3D Mark (higher is better)	Rank (lower is better)	Videocard Value (higher is better)	Price (USD)	
	<a href="#">FireGL V3300</a>	70	1660	NA	NA	
	<a href="#">FireGL V3350</a>	68	1668	NA	NA	
	<a href="#">FireGL V3400</a>	103	1557	NA	NA	
	<a href="#">FireGL V3600</a>	179	1415	<a href="#">1.12</a>	<a href="#">\$160.99*</a>	
	<a href="#">FireGL V5100</a>	92	1590	NA	NA	
	<a href="#">FireGL V5200</a>	114	1523	NA	NA	
	<a href="#">FireGL V5600</a>	341	1245	NA	NA	
	<a href="#">FireGL V7100</a>	71	1653	NA	NA	
	<a href="#">FireGL V7200</a>	116	1519	NA	NA	
	<a href="#">FireGL V7300</a>	128	1484	<a href="#">0.11</a>	<a href="#">\$1,189.99*</a>	
	<a href="#">FireGL V7350</a>	110	1537	<a href="#">5.55</a>	<a href="#">\$19.99*</a>	
	<a href="#">FireGL V7600</a>	615	979	NA	NA	
	<a href="#">FireGL V7700</a>	660	923	<a href="#">3.77</a>	<a href="#">\$174.99*</a>	
	<a href="#">FireGL V8600</a>	838	749	NA	NA	
	<a href="#">FireGL V8650</a>	550	1053	<a href="#">1.67</a>	<a href="#">\$329.99*</a>	
	<a href="#">FireGL X1</a>	59	1703	NA	NA	
	<a href="#">FireMV 2200 PCI</a>	1	2055	NA	NA	
	<a href="#">FireMV 2200 PCIe</a>	36	1783	<a href="#">0.40</a>	<a href="#">\$89.99*</a>	
	<a href="#">FireMV 2250</a>	45	1744	<a href="#">0.43</a>	<a href="#">\$105.99*</a>	
	<a href="#">FireMV 2260</a>	117	1515	<a href="#">1.12</a>	<a href="#">\$104.99*</a>	
	<a href="#">FireMV 2400 PCIe</a>	11	1884	NA	NA	
	<a href="#">FireMV 2450</a>	73	1645	NA	NA	
	<a href="#">FirePro 2260</a>	112	1530	NA	NA	
	<a href="#">FirePro 2270</a>	226	1353	<a href="#">1.57</a>	<a href="#">\$144.90*</a>	
	<a href="#">FirePro 2450</a>	51	1727	<a href="#">0.18</a>	<a href="#">\$278.00*</a>	
	<a href="#">FirePro 2460</a>	215	1370	<a href="#">2.57</a>	<a href="#">\$83.99*</a>	
	<a href="#">FirePro 3D V3700</a>	178	1416	<a href="#">2.10</a>	<a href="#">\$84.99*</a>	
	<a href="#">FirePro 3D V3750</a>	341	1244	<a href="#">6.71</a>	<a href="#">\$50.88*</a>	
	<a href="#">FirePro 3D V3800</a>	472	1133	<a href="#">3.15</a>	<a href="#">\$149.99*</a>	
	<a href="#">FirePro 3D V4800</a>	923	695	<a href="#">5.77</a>	<a href="#">\$159.99*</a>	
	<a href="#">FirePro 3D V5700</a>	546	1058	<a href="#">1.71</a>	<a href="#">\$319.99*</a>	
	<a href="#">FirePro 3D V5800</a>	1289	526	<a href="#">3.49</a>	<a href="#">\$369.99*</a>	
	<a href="#">FirePro 3D V7750</a>	545	1061	<a href="#">1.56</a>	<a href="#">\$350.00*</a>	
	<a href="#">FirePro 3D V7800</a>	1867	405	<a href="#">3.11</a>	<a href="#">\$599.99*</a>	

CPU Benchmarks

Video Card Benchmarks

Hard Drive Benchmarks

RAM

PC Systems

Android

iOS / iPhone

Videocard Name	Passmark G3D Mark (higher is better)	Rank (lower is better)	Videocard Value (higher is better)	Price (USD)
<a href="#">FirePro 3D V8700</a>	1206	549	<a href="#">6.03</a>	<a href="#">\$199.99*</a>
<a href="#">FirePro 3D V8750</a>	1271	530	<a href="#">1.03</a>	<a href="#">\$1,230.99*</a>
<a href="#">FirePro 3D V8800</a>	2437	333	<a href="#">5.74</a>	<a href="#">\$424.99*</a>
<a href="#">FirePro 3D V9800</a>	2811	305	<a href="#">1.13</a>	<a href="#">\$2,499.00*</a>
<a href="#">FirePro M2000</a>	410	1201	NA	NA
<a href="#">FirePro M4000</a>	1714	435	NA	NA
<a href="#">FirePro M4000 Mobility Pro</a>	1688	441	NA	NA
<a href="#">FirePro M40003</a>	1364	503	NA	NA
<a href="#">Firepro M4100</a>	1059	612	NA	NA
<a href="#">FirePro M4150</a>	1118	586	NA	NA
<a href="#">FirePro M4170</a>	1065	605	NA	NA
<a href="#">FirePro M5100</a>	2102	370	NA	NA
<a href="#">FirePro M5100 FireGL V</a>	1839	408	NA	NA
Videocard Name	Passmark G3D Mark (higher is better)	Rank (lower is better)	Videocard Value (higher is better)	Price (USD)
<a href="#">FirePro M5950</a>	1314	513	NA	NA
<a href="#">FirePro M6000</a>	1820	415	NA	NA
<a href="#">FirePro M6000 Mobility Pro</a>	1734	430	NA	NA
<a href="#">FirePro M6100</a>	2371	341	NA	NA
<a href="#">FirePro M6100 FireGL V</a>	3487	252	NA	NA
<a href="#">FirePro M7740</a>	665	917	NA	NA
<a href="#">FirePro R5000</a>	2646	318	<a href="#">24.06</a>	<a href="#">\$109.99*</a>
<a href="#">FirePro RG220</a>	335	1255	<a href="#">0.52</a>	<a href="#">\$650.18*</a>
<a href="#">FirePro S10000</a>	5235	167	NA	NA
<a href="#">FirePro S7000</a>	4166	210	NA	NA
<a href="#">FirePro S7150</a>	6276	132	<a href="#">2.13</a>	<a href="#">\$2,940.21*</a>
<a href="#">FirePro S9000</a>	5059	172	NA	NA
<a href="#">FirePro V3800</a>	333	1256	NA	NA
<a href="#">FirePro V3900</a>	793	787	<a href="#">6.10</a>	<a href="#">\$129.99*</a>
<a href="#">FirePro V4900</a>	1309	515	<a href="#">9.03</a>	<a href="#">\$144.99*</a>
<a href="#">FirePro V5700</a>	464	1144	NA	NA
<a href="#">FirePro V5800</a>	1432	488	<a href="#">26.05</a>	<a href="#">\$54.99*</a>
<a href="#">FirePro V5900</a>	1325	511	<a href="#">4.14</a>	<a href="#">\$319.99*</a>
<a href="#">FirePro V7000</a>	3161	275	NA	NA
<a href="#">FirePro V7800</a>	2091	372	NA	NA

CPU Benchmarks

Video Card Benchmarks

Hard Drive Benchmarks

RAM

PC Systems

Android

iOS / iPhone

Videocard Name	Passmark G3D Mark (higher is better)	Rank (lower is better)	Videocard Value (higher is better)	Price (USD)
<a href="#">FirePro V7900</a>	2749	306	<a href="#">19.09</a>	<a href="#">\$144.04*</a>
<a href="#">FirePro V8700</a>	1538	463	NA	NA
<a href="#">FirePro V8800</a>	2267	351	NA	NA
<a href="#">FirePro V9800</a>	2726	307	NA	NA
<a href="#">FirePro W2100</a>	892	717	<a href="#">7.83</a>	<a href="#">\$113.99*</a>
<a href="#">FirePro W4100</a>	1396	496	<a href="#">9.32</a>	<a href="#">\$149.86*</a>
<a href="#">FirePro W4170M</a>	1185	558	NA	NA
<a href="#">Firepro W4190M</a>	1262	532	NA	NA
<a href="#">FirePro W4300</a>	2909	298	<a href="#">12.12</a>	<a href="#">\$239.99*</a>
<a href="#">FirePro W5000</a>	2949	291	<a href="#">17.36</a>	<a href="#">\$169.89*</a>
<a href="#">FirePro W5100</a>	2717	310	<a href="#">9.74</a>	<a href="#">\$279.13*</a>
<a href="#">FirePro W5130M</a>	1674	442	NA	NA
<a href="#">Firepro W5170M</a>	2175	358	NA	NA
<a href="#">FirePro W600</a>	1725	432	<a href="#">4.30</a>	<a href="#">\$400.99*</a>
<a href="#">FirePro W7000</a>	4395	196	<a href="#">30.10</a>	<a href="#">\$146.02*</a>
<a href="#">FirePro W7000 Adapter</a>	4105	214	NA	NA
<a href="#">FirePro W7100</a>	5511	156	<a href="#">19.00</a>	<a href="#">\$289.99*</a>
<a href="#">FirePro W7170M</a>	3461	254	NA	NA
<a href="#">FirePro W8000</a>	4673	185	<a href="#">4.46</a>	<a href="#">\$1,048.99*</a>
<a href="#">FirePro W8100</a>	6164	136	<a href="#">5.54</a>	<a href="#">\$1,112.18*</a>
<a href="#">FirePro W9000</a>	5305	161	<a href="#">1.54</a>	<a href="#">\$3,443.99*</a>
<a href="#">FirePro W9100</a>	7750	111	<a href="#">2.16</a>	<a href="#">\$3,593.10*</a>
<a href="#">FireStream 9170</a>	647	940	NA	NA
<a href="#">FireStream 9250</a>	1164	560	NA	NA
<a href="#">FireStream 9270</a>	1341	507	NA	NA
<a href="#">FireStream 9370</a>	2528	327	NA	NA
<a href="#">GeCube RADEON 7000</a>	8	1897	NA	NA
<a href="#">GeForce 205</a>	126	1489	NA	NA
<a href="#">GeForce 210</a>	97	1579	<a href="#">2.51</a>	<a href="#">\$38.97</a>
Videocard Name	Passmark G3D Mark (higher is better)	Rank (lower is better)	Videocard Value (higher is better)	Price (USD)
<a href="#">GeForce 240M GT</a>	319	1270	NA	NA
<a href="#">GeForce 256</a>	5	1949	<a href="#">0.12</a>	<a href="#">\$42.04*</a>
<a href="#">GeForce 305M</a>	190	1403	NA	NA
<a href="#">GeForce 310</a>	136	1468	<a href="#">1.26</a>	<a href="#">\$108.35*</a>

CPU Benchmarks	Video Card Benchmarks	Hard Drive Benchmarks	RAM	PC Systems	Android	iOS / iPhone
Videocard Name			Passmark G3D Mark (higher is better)	Rank (lower is better)	Videocard Value (higher is better)	Price (USD)
	<a href="#">GeForce 310M</a>		121	1503	NA	NA
	<a href="#">GeForce 315</a>		191	1401	<a href="#">5.81</a>	<a href="#">\$32.99*</a>
	<a href="#">GeForce 315M</a>		139	1459	NA	NA
	<a href="#">GeForce 320M</a>		271	1309	NA	NA
	<a href="#">GeForce 405</a>		138	1462	<a href="#">5.60</a>	<a href="#">\$24.64*</a>
	<a href="#">GeForce 410M</a>		237	1345	NA	NA
	<a href="#">GeForce 505</a>		186	1406	NA	NA
	<a href="#">GeForce 510</a>		237	1344	<a href="#">3.40</a>	<a href="#">\$69.99*</a>
	<a href="#">GeForce 605</a>		323	1265	<a href="#">2.94</a>	<a href="#">\$109.95*</a>
	<a href="#">GeForce 6100</a>		21	1856	NA	NA
	<a href="#">GeForce 6100 nForce 400</a>		25	1838	NA	NA
	<a href="#">GeForce 6100 nForce 405</a>		22	1853	NA	NA
	<a href="#">GeForce 6100 nForce 420</a>		25	1837	NA	NA
	<a href="#">GeForce 6100 nForce 430</a>		23	1850	NA	NA
	<a href="#">GeForce 610M</a>		267	1314	NA	NA
	<a href="#">GeForce 615</a>		548	1055	NA	NA
	<a href="#">GeForce 6150</a>		21	1854	<a href="#">0.07</a>	<a href="#">\$299.42*</a>
	<a href="#">GeForce 6150 LE</a>		33	1802	NA	NA
	<a href="#">GeForce 6150SE</a>		24	1841	NA	NA
	<a href="#">GeForce 6150SE nForce 430</a>		29	1823	NA	NA
	<a href="#">GeForce 6200</a>		44	1751	<a href="#">1.11</a>	<a href="#">\$39.99*</a>
	<a href="#">GeForce 6200 A-LE</a>		32	1808	NA	NA
	<a href="#">GeForce 6200 LE</a>		30	1816	<a href="#">0.75</a>	<a href="#">\$41.24*</a>
	<a href="#">GeForce 6200 TurboCache</a>		33	1801	NA	NA
	<a href="#">GeForce 6200A</a>		3	1997	<a href="#">0.07</a>	<a href="#">\$54.99*</a>
	<a href="#">GeForce 6200SE TurboCache</a>		28	1825	NA	NA
	<a href="#">GeForce 6500</a>		38	1773	NA	NA
	<a href="#">GeForce 6600</a>		70	1662	<a href="#">0.47</a>	<a href="#">\$149.99*</a>
	<a href="#">GeForce 6600 GT</a>		100	1564	<a href="#">1.55</a>	<a href="#">\$64.95*</a>
	<a href="#">GeForce 6600 LE</a>		51	1725	NA	NA
	<a href="#">GeForce 6610 XL</a>		88	1605	NA	NA
	<a href="#">GeForce 6700 XL</a>		95	1582	NA	NA
	<a href="#">GeForce 6800</a>		112	1531	<a href="#">2.82</a>	<a href="#">\$39.99*</a>
	<a href="#">GeForce 6800 GS</a>		137	1465	NA	NA

CPU Benchmarks

Video Card Benchmarks

Hard Drive Benchmarks

RAM

PC Systems

Android

iOS / iPhone

Videocard Name	Passmark G3D Mark (higher is better)	Rank (lower is better)	Videocard Value (higher is better)	Price (USD)
<a href="#">GeForce 6800 GS/XT</a>	102	1559	NA	NA
<a href="#">GeForce 6800 GT</a>	142	1453	NA	NA
<a href="#">GeForce 6800 LE</a>	109	1542	NA	NA
<a href="#">GeForce 6800 Ultra</a>	138	1461	NA	NA
<a href="#">GeForce 6800 XE</a>	58	1704	NA	NA
<a href="#">GeForce 6800 XT</a>	120	1505	NA	NA
<a href="#">GeForce 7000M</a>	13	1878	NA	NA
<a href="#">GeForce 7000M / nForce 610M</a>	12	1879	NA	NA
<a href="#">GeForce 7025 / nForce 630a</a>	37	1779	NA	NA
<a href="#">GeForce 7050 / nForce 610i</a>	27	1826	NA	NA
<a href="#">GeForce 7050 / nForce 620i</a>	31	1813	NA	NA
Videocard Name	Passmark G3D Mark (higher is better)	Rank (lower is better)	Videocard Value (higher is better)	Price (USD)
<a href="#">GeForce 7050 / nForce 630i</a>	27	1831	NA	NA
<a href="#">GeForce 7050 PV / nForce 630a</a>	31	1809	NA	NA
<a href="#">GeForce 705M</a>	455	1156	NA	NA
<a href="#">GeForce 7100 / nForce 620i</a>	26	1834	NA	NA
<a href="#">GeForce 7100 / nForce 630i</a>	31	1811	NA	NA
<a href="#">GeForce 7100 GS</a>	43	1753	NA	NA
<a href="#">GeForce 710A</a>	538	1068	NA	NA
<a href="#">GeForce 710M</a>	418	1196	NA	NA
<a href="#">GeForce 7150 / nForce 630i</a>	33	1803	NA	NA
<a href="#">GeForce 7150M / nForce 630M</a>	18	1864	NA	NA
<a href="#">GeForce 7200 GS</a>	23	1849	NA	NA
<a href="#">GeForce 720A</a>	724	855	NA	NA
<a href="#">GeForce 7300 GS</a>	66	1680	NA	NA
<a href="#">GeForce 7300 GT</a>	109	1541	<a href="#">0.73</a>	<a href="#">\$149.99*</a>
<a href="#">GeForce 7300 LE</a>	55	1717	<a href="#">1.74</a>	<a href="#">\$32.00*</a>
<a href="#">GeForce 7300 SE</a>	39	1771	NA	NA
<a href="#">GeForce 7300 SE/7200 GS</a>	43	1754	NA	NA
<a href="#">GeForce 730A</a>	801	778	NA	NA
<a href="#">GeForce 7350 LE</a>	74	1644	NA	NA
<a href="#">GeForce 7500 LE</a>	61	1693	NA	NA
<a href="#">GeForce 7600 GS</a>	201	1390	<a href="#">1.15</a>	<a href="#">\$175.00*</a>
<a href="#">GeForce 7600 GT</a>	163	1435	<a href="#">1.93</a>	<a href="#">\$84.95*</a>

CPU Benchmarks

Video Card Benchmarks

Hard Drive Benchmarks

RAM

PC Systems

Android

iOS / iPhone

Videocard Name	Passmark G3D Mark (higher is better)	Rank (lower is better)	Videocard Value (higher is better)	Price (USD)
<a href="#">GeForce 7650 GS</a>	134	1474	NA	NA
<a href="#">GeForce 770M</a>	3245	268	<a href="#">18.34</a>	<a href="#">\$176.99*</a>
<a href="#">GeForce 7800 GS</a>	177	1417	NA	NA
<a href="#">GeForce 7800 GT</a>	244	1338	<a href="#">3.05</a>	<a href="#">\$80.00*</a>
<a href="#">GeForce 7800 GTX</a>	221	1358	NA	NA
<a href="#">GeForce 7900 GS</a>	219	1364	NA	NA
<a href="#">GeForce 7900 GT</a>	258	1324	NA	NA
<a href="#">GeForce 7900 GT/GTO</a>	247	1336	NA	NA
<a href="#">GeForce 7900 GTX</a>	360	1234	NA	NA
<a href="#">GeForce 7950 GT</a>	264	1318	<a href="#">0.88</a>	<a href="#">\$299.99*</a>
<a href="#">GeForce 7950 GX2</a>	201	1389	<a href="#">3.67</a>	<a href="#">\$54.99*</a>
<a href="#">GeForce 7950 Xtreme</a>	287	1299	NA	NA
<a href="#">GeForce 800A</a>	428	1187	NA	NA
<a href="#">GeForce 800M</a>	555	1046	NA	NA
<a href="#">GeForce 8100 / nForce 720a</a>	79	1635	NA	NA
<a href="#">GeForce 810A</a>	627	964	NA	NA
<a href="#">GeForce 810M</a>	379	1218	NA	NA
<a href="#">GeForce 8200</a>	79	1634	NA	NA
<a href="#">GeForce 8200M G</a>	56	1714	NA	NA
<a href="#">GeForce 820A</a>	706	877	NA	NA
<a href="#">GeForce 820M</a>	490	1117	NA	NA
<a href="#">GeForce 825M</a>	768	810	NA	NA
<a href="#">GeForce 8300</a>	91	1598	<a href="#">4.04</a>	<a href="#">\$22.68*</a>
<a href="#">GeForce 8300 GS</a>	66	1677	NA	NA
<a href="#">GeForce 830A</a>	1004	640	NA	NA
<a href="#">GeForce 830M</a>	976	657	NA	NA
<a href="#">GeForce 8400</a>	100	1566	<a href="#">0.17</a>	<a href="#">\$589.99*</a>
Videocard Name	Passmark G3D Mark (higher is better)	Rank (lower is better)	Videocard Value (higher is better)	Price (USD)
<a href="#">GeForce 8400 GS</a>	117	1513	<a href="#">2.38</a>	<a href="#">\$49.35</a>
<a href="#">GeForce 8400 SE</a>	68	1670	NA	NA
<a href="#">GeForce 8400M G</a>	58	1705	NA	NA
<a href="#">GeForce 8400M GS</a>	81	1624	<a href="#">5.45</a>	<a href="#">\$14.99*</a>
<a href="#">GeForce 8400M GT</a>	98	1574	NA	NA
<a href="#">GeForce 840A</a>	888	719	NA	NA



CPU Benchmarks	Video Card Benchmarks	Hard Drive Benchmarks	RAM	PC Systems	Android	iOS / iPhone
Videocard Name			Passmark G3D Mark (higher is better)	Rank (lower is better)	Videocard Value (higher is better)	Price (USD)
	<a href="#">GeForce 840M</a>		1014	636	NA	NA
	<a href="#">GeForce 845M</a>		1333	510	NA	NA
	<a href="#">GeForce 8500 GT</a>		137	1464	NA	NA
	<a href="#">GeForce 8600 GS</a>		114	1524	NA	NA
	<a href="#">GeForce 8600 GT</a>		113	1527	<a href="#">0.60</a>	<a href="#">\$189.00*</a>
	<a href="#">GeForce 8600 GTS</a>		283	1301	<a href="#">4.06</a>	<a href="#">\$70.00*</a>
	<a href="#">GeForce 8600M GS</a>		100	1565	NA	NA
	<a href="#">GeForce 8600M GT</a>		168	1424	NA	NA
	<a href="#">GeForce 8700M GT</a>		162	1437	NA	NA
	<a href="#">GeForce 8800 GS</a>		394	1211	NA	NA
	<a href="#">GeForce 8800 GT</a>		536	1072	<a href="#">1.99</a>	<a href="#">\$269.99*</a>
	<a href="#">GeForce 8800 GTS</a>		445	1167	NA	NA
	<a href="#">GeForce 8800 GTS 512</a>		627	962	NA	NA
	<a href="#">GeForce 8800 GTX</a>		656	927	<a href="#">3.28</a>	<a href="#">\$199.99*</a>
	<a href="#">GeForce 8800 Ultra</a>		638	946	NA	NA
	<a href="#">GeForce 8800M GTS</a>		474	1131	NA	NA
	<a href="#">GeForce 8800M GTX</a>		540	1067	NA	NA
	<a href="#">GeForce 9100</a>		81	1621	NA	NA
	<a href="#">GeForce 9100M G</a>		74	1641	NA	NA
	<a href="#">GeForce 910M</a>		500	1106	NA	NA
	<a href="#">GeForce 9200</a>		121	1502	NA	NA
	<a href="#">GeForce 9200M GE</a>		80	1632	NA	NA
	<a href="#">GeForce 9200M GS</a>		64	1682	NA	NA
	<a href="#">GeForce 920A</a>		919	697	NA	NA
	<a href="#">GeForce 920M</a>		713	871	NA	NA
	<a href="#">GeForce 920MX</a>		1062	608	NA	NA
	<a href="#">GeForce 9300</a>		126	1487	NA	NA
	<a href="#">GeForce 9300 / nForce 730i</a>		128	1483	NA	NA
	<a href="#">GeForce 9300 GE</a>		78	1636	<a href="#">3.43</a>	<a href="#">\$22.99*</a>
	<a href="#">GeForce 9300 GS</a>		91	1597	<a href="#">1.53</a>	<a href="#">\$59.95*</a>
	<a href="#">GeForce 9300 SE</a>		81	1626	NA	NA
	<a href="#">GeForce 9300GE</a>		97	1576	<a href="#">5.43</a>	<a href="#">\$18.00*</a>
	<a href="#">GeForce 9300M G</a>		84	1612	NA	NA
	<a href="#">GeForce 9300M GS</a>		82	1619	<a href="#">4.16</a>	<a href="#">\$19.95*</a>

CPU Benchmarks

Video Card Benchmarks

Hard Drive Benchmarks

RAM

PC Systems

Android

iOS / iPhone

Videocard Name	Passmark G3D Mark (higher is better)	Rank (lower is better)	Videocard Value (higher is better)	Price (USD)
<a href="#">GeForce 930A</a>	1227	544	NA	NA
<a href="#">GeForce 930M</a>	992	649	NA	NA
<a href="#">GeForce 930MX</a>	1338	509	NA	NA
<a href="#">GeForce 9400</a>	107	1545	NA	NA
<a href="#">GeForce 9400 GT</a>	100	1567	<a href="#">0.61</a>	<a href="#">\$165.00*</a>
<a href="#">GeForce 9400M</a>	118	1510	NA	NA
<a href="#">GeForce 9400M G</a>	123	1493	NA	NA
<a href="#">GeForce 940A</a>	1031	626	NA	NA
<a href="#">GeForce 940M</a>	1062	607	NA	NA
Videocard Name	Passmark G3D Mark (higher is better)	Rank (lower is better)	Videocard Value (higher is better)	Price (USD)
<a href="#">GeForce 940MX</a>	1539	462	NA	NA
<a href="#">GeForce 9450</a>	104	1551	NA	NA
<a href="#">GeForce 945A</a>	1852	407	NA	NA
<a href="#">GeForce 945M</a>	2130	366	NA	NA
<a href="#">GeForce 9500 GS</a>	276	1306	NA	NA
<a href="#">GeForce 9500 GT</a>	145	1450	<a href="#">1.69</a>	<a href="#">\$85.99*</a>
<a href="#">GeForce 9500M</a>	103	1555	NA	NA
<a href="#">GeForce 9500M G</a>	166	1427	NA	NA
<a href="#">GeForce 9500M GS</a>	107	1546	NA	NA
<a href="#">GeForce 9600 GS</a>	445	1169	NA	NA
<a href="#">GeForce 9600 GSO</a>	370	1226	<a href="#">7.40</a>	<a href="#">\$49.99*</a>
<a href="#">GeForce 9600 GSO 512</a>	485	1124	NA	NA
<a href="#">GeForce 9600 GT</a>	464	1146	<a href="#">6.63</a>	<a href="#">\$70.00*</a>
<a href="#">GeForce 9600M GS</a>	130	1478	NA	NA
<a href="#">GeForce 9600M GT</a>	131	1476	NA	NA
<a href="#">GeForce 9600M GT / GeForce GT 220M</a>	293	1293	NA	NA
<a href="#">GeForce 9650M GS</a>	270	1311	NA	NA
<a href="#">GeForce 9650M GT</a>	254	1329	NA	NA
<a href="#">GeForce 9700M GT</a>	236	1346	NA	NA
<a href="#">GeForce 9700M GTS</a>	477	1127	NA	NA
<a href="#">GeForce 9800 GT</a>	460	1149	<a href="#">3.07</a>	<a href="#">\$149.99*</a>
<a href="#">GeForce 9800 GT 1024MB</a>	134	1472	NA	NA
<a href="#">GeForce 9800 GTX</a>	769	809	NA	NA
<a href="#">GeForce 9800 GTX+</a>	746	837	NA	NA

CPU Benchmarks

Video Card Benchmarks

Hard Drive Benchmarks

RAM

PC Systems

Android

iOS / iPhone

Videocard Name	Passmark G3D Mark (higher is better)	Rank (lower is better)	Videocard Value (higher is better)	Price (USD)
<a href="#"><u>GeForce 9800 GTX/9800 GTX+</u></a>	685	897	<a href="#"><u>7.61</u></a>	<a href="#"><u>\$89.99*</u></a>
<a href="#"><u>GeForce 9800 GX2</u></a>	797	781	NA	NA
<a href="#"><u>GeForce 9800 S</u></a>	635	950	NA	NA
<a href="#"><u>GeForce 9800M GS</u></a>	547	1057	NA	NA
<a href="#"><u>GeForce 9800M GT</u></a>	475	1129	NA	NA
<a href="#"><u>GeForce 9800M GTS</u></a>	470	1135	NA	NA
<a href="#"><u>GeForce 9800M GTX</u></a>	517	1087	<a href="#"><u>1.57</u></a>	<a href="#"><u>\$328.50*</u></a>
<a href="#"><u>GeForce 999 GTX</u></a>	83	1616	NA	NA
<a href="#"><u>GeForce FX 5100</u></a>	7	1905	NA	NA
<a href="#"><u>GeForce FX 5200</u></a>	7	1908	<a href="#"><u>0.11</u></a>	<a href="#"><u>\$69.99*</u></a>
<a href="#"><u>GeForce FX 5200 Ultra</u></a>	12	1882	NA	NA
<a href="#"><u>GeForce FX 5200LE</u></a>	7	1912	<a href="#"><u>0.16</u></a>	<a href="#"><u>\$42.99*</u></a>
<a href="#"><u>GeForce FX 5200SE</u></a>	11	1883	NA	NA
<a href="#"><u>GeForce FX 5500</u></a>	8	1900	<a href="#"><u>0.23</u></a>	<a href="#"><u>\$36.99*</u></a>
<a href="#"><u>GeForce FX 5600</u></a>	12	1880	NA	NA
<a href="#"><u>GeForce FX 5600 Ultra</u></a>	17	1871	NA	NA
<a href="#"><u>GeForce FX 5600XT</u></a>	9	1896	NA	NA
<a href="#"><u>GeForce FX 5700</u></a>	40	1761	NA	NA
<a href="#"><u>GeForce FX 5700 Ultra</u></a>	34	1794	NA	NA
<a href="#"><u>GeForce FX 5700LE</u></a>	24	1842	NA	NA
<a href="#"><u>GeForce FX 5700VE</u></a>	33	1800	NA	NA
<a href="#"><u>GeForce FX 5900</u></a>	34	1791	NA	NA
<a href="#"><u>GeForce FX 5900 Ultra</u></a>	41	1759	NA	NA
<a href="#"><u>GeForce FX 5900XT</u></a>	40	1765	NA	NA
<a href="#"><u>GeForce FX 5900ZT</u></a>	32	1805	NA	NA
Videocard Name	Passmark G3D Mark (higher is better)	Rank (lower is better)	Videocard Value (higher is better)	Price (USD)
<a href="#"><u>GeForce FX 5950 Ultra</u></a>	59	1701	NA	NA
<a href="#"><u>GeForce FX Go 5200</u></a>	8	1898	NA	NA
<a href="#"><u>GeForce FX Go 5600</u></a>	17	1869	NA	NA
<a href="#"><u>GeForce FX Go5300</u></a>	12	1881	NA	NA
<a href="#"><u>GeForce FX Go5650</u></a>	16	1872	NA	NA
<a href="#"><u>GeForce FX Go5700</u></a>	51	1724	NA	NA
<a href="#"><u>GeForce G 103M</u></a>	67	1673	NA	NA
<a href="#"><u>GeForce G 105M</u></a>	88	1606	NA	NA

CPU Benchmarks	Video Card Benchmarks	Hard Drive Benchmarks	RAM	PC Systems	Android	iOS / iPhone
	Videocard Name	Passmark G3D Mark (higher is better)	Rank (lower is better)	Videocard Value (higher is better)	Price (USD)	
	<a href="#"><u>GeForce G100</u></a>	99	1568	<a href="#"><u>4.97</u></a>	<a href="#"><u>\$19.99*</u></a>	
	<a href="#"><u>GeForce G102M</u></a>	93	1585	NA	NA	
	<a href="#"><u>GeForce G105M</u></a>	129	1481	NA	NA	
	<a href="#"><u>GeForce G200</u></a>	131	1477	NA	NA	
	<a href="#"><u>GeForce G205M</u></a>	91	1596	NA	NA	
	<a href="#"><u>GeForce G210</u></a>	117	1511	<a href="#"><u>1.86</u></a>	<a href="#"><u>\$63.13*</u></a>	
	<a href="#"><u>GeForce G210M</u></a>	198	1394	NA	NA	
	<a href="#"><u>GeForce Go 6100</u></a>	17	1868	NA	NA	
	<a href="#"><u>GeForce Go 6150</u></a>	17	1867	NA	NA	
	<a href="#"><u>GeForce Go 6200</u></a>	15	1875	NA	NA	
	<a href="#"><u>GeForce Go 6400</u></a>	24	1843	NA	NA	
	<a href="#"><u>GeForce Go 6600</u></a>	69	1664	NA	NA	
	<a href="#"><u>GeForce Go 6600 TE/6200 TE</u></a>	44	1748	NA	NA	
	<a href="#"><u>GeForce Go 6800</u></a>	106	1549	NA	NA	
	<a href="#"><u>GeForce Go 6800 Ultra</u></a>	137	1463	NA	NA	
	<a href="#"><u>GeForce Go 7200</u></a>	45	1745	NA	NA	
	<a href="#"><u>GeForce Go 7300</u></a>	50	1730	NA	NA	
	<a href="#"><u>GeForce Go 7400</u></a>	62	1688	NA	NA	
	<a href="#"><u>GeForce Go 7600</u></a>	127	1485	NA	NA	
	<a href="#"><u>GeForce Go 7600 GT</u></a>	165	1433	NA	NA	
	<a href="#"><u>GeForce Go 7700</u></a>	147	1446	NA	NA	
	<a href="#"><u>GeForce Go 7800</u></a>	114	1522	NA	NA	
	<a href="#"><u>GeForce Go 7800 GTX</u></a>	209	1381	NA	NA	
	<a href="#"><u>GeForce Go 7900 GS</u></a>	176	1418	NA	NA	
	<a href="#"><u>GeForce Go 7900 GTX</u></a>	270	1310	NA	NA	
	<a href="#"><u>GeForce Go 7950 GTX</u></a>	263	1319	NA	NA	
	<a href="#"><u>GeForce GPU</u></a>	1162	561	NA	NA	
	<a href="#"><u>GeForce GT 1030</u></a>	2602	322	<a href="#"><u>32.54</u></a>	<a href="#"><u>\$79.99</u></a>	
	<a href="#"><u>GeForce GT 120</u></a>	205	1385	<a href="#"><u>6.85</u></a>	<a href="#"><u>\$29.99*</u></a>	
	<a href="#"><u>GeForce GT 120 / 9500 GT</u></a>	324	1263	NA	NA	
	<a href="#"><u>GeForce GT 120M</u></a>	265	1317	NA	NA	
	<a href="#"><u>GeForce GT 130</u></a>	456	1155	<a href="#"><u>16.30</u></a>	<a href="#"><u>\$27.99*</u></a>	
	<a href="#"><u>GeForce GT 130M</u></a>	214	1372	NA	NA	
	<a href="#"><u>GeForce GT 140</u></a>	747	833	NA	NA	

CPU Benchmarks

Video Card Benchmarks

Hard Drive Benchmarks

RAM

PC Systems

Android

iOS / iPhone

Videocard Name	Passmark G3D Mark (higher is better)	Rank (lower is better)	Videocard Value (higher is better)	Price (USD)
<a href="#">GeForce GT 220</a>	224	1356	<a href="#">5.61</a>	<a href="#">\$39.99*</a>
<a href="#">GeForce GT 220M</a>	165	1432	NA	NA
<a href="#">GeForce GT 230</a>	327	1261	<a href="#">7.44</a>	<a href="#">\$43.99*</a>
<a href="#">GeForce GT 230M</a>	245	1337	NA	NA
<a href="#">GeForce GT 240</a>	575	1023	<a href="#">9.93</a>	<a href="#">\$57.99*</a>
<a href="#">GeForce GT 240M</a>	218	1366	NA	NA
<a href="#">GeForce GT 320</a>	461	1148	<a href="#">14.12</a>	<a href="#">\$32.69*</a>
Videocard Name	Passmark G3D Mark (higher is better)	Rank (lower is better)	Videocard Value (higher is better)	Price (USD)
<a href="#">GeForce GT 320M</a>	122	1499	NA	NA
<a href="#">GeForce GT 325M</a>	179	1414	NA	NA
<a href="#">GeForce GT 330</a>	555	1047	<a href="#">13.89</a>	<a href="#">\$39.99*</a>
<a href="#">GeForce GT 330M</a>	211	1380	NA	NA
<a href="#">GeForce GT 335M</a>	409	1202	NA	NA
<a href="#">GeForce GT 340</a>	774	803	<a href="#">14.62</a>	<a href="#">\$52.99*</a>
<a href="#">GeForce GT 415</a>	271	1308	NA	NA
<a href="#">GeForce GT 415M</a>	318	1274	NA	NA
<a href="#">GeForce GT 420</a>	431	1184	<a href="#">2.78</a>	<a href="#">\$155.00*</a>
<a href="#">GeForce GT 420M</a>	427	1189	NA	NA
<a href="#">GeForce GT 425M</a>	532	1074	NA	NA
<a href="#">GeForce GT 430</a>	552	1050	<a href="#">3.45</a>	<a href="#">\$159.99*</a>
<a href="#">GeForce GT 435M</a>	667	911	NA	NA
<a href="#">GeForce GT 440</a>	782	793	<a href="#">11.17</a>	<a href="#">\$69.99*</a>
<a href="#">GeForce GT 445M</a>	1055	613	NA	NA
<a href="#">GeForce GT 520</a>	299	1288	<a href="#">3.99</a>	<a href="#">\$74.99*</a>
<a href="#">GeForce GT 520M</a>	291	1296	<a href="#">9.75</a>	<a href="#">\$29.95*</a>
<a href="#">GeForce GT 520MX</a>	323	1267	NA	NA
<a href="#">GeForce GT 525M</a>	453	1158	NA	NA
<a href="#">GeForce GT 530</a>	650	936	<a href="#">13.28</a>	<a href="#">\$49.00*</a>
<a href="#">GeForce GT 540M</a>	496	1111	<a href="#">5.65</a>	<a href="#">\$87.95*</a>
<a href="#">GeForce GT 545</a>	1289	525	<a href="#">23.21</a>	<a href="#">\$55.59*</a>
<a href="#">GeForce GT 550M</a>	625	966	NA	NA
<a href="#">GeForce GT 555M</a>	672	908	NA	NA
<a href="#">GeForce GT 610</a>	294	1290	<a href="#">3.93</a>	<a href="#">\$74.99*</a>

CPU Benchmarks

Video Card Benchmarks

Hard Drive Benchmarks

RAM

PC Systems

Android

iOS / iPhone

Videocard Name	Passmark G3D Mark (higher is better)	Rank (lower is better)	Videocard Value (higher is better)	Price (USD)
<u><a href="#">GeForce GT 610M / GT 620M / GT 710M / GT 720M / GT</a></u>	368	1227	NA	NA
<u><a href="#">GeForce GT 620</a></u>	371	1225	<a href="#">9.30</a>	<a href="#">\$39.99*</a>
<u><a href="#">GeForce GT 620M</a></u>	432	1183	NA	NA
<u><a href="#">GeForce GT 625</a></u>	303	1283	NA	NA
<u><a href="#">GeForce GT 625M</a></u>	435	1182	NA	NA
<u><a href="#">GeForce GT 630</a></u>	642	945	<a href="#">1.12</a>	<a href="#">\$575.00*</a>
<u><a href="#">GeForce GT 630M</a></u>	516	1091	NA	NA
<u><a href="#">GeForce GT 635</a></u>	831	760	<a href="#">12.42</a>	<a href="#">\$66.94*</a>
<u><a href="#">GeForce GT 635M</a></u>	589	1006	NA	NA
<u><a href="#">GeForce GT 640</a></u>	1148	565	<a href="#">6.96</a>	<a href="#">\$165.00*</a>
<u><a href="#">GeForce GT 640M</a></u>	861	737	NA	NA
<u><a href="#">GeForce GT 640M LE</a></u>	665	915	<a href="#">0.78</a>	<a href="#">\$849.99*</a>
<u><a href="#">GeForce GT 645</a></u>	2250	352	NA	NA
<u><a href="#">GeForce GT 645M</a></u>	794	786	NA	NA
<u><a href="#">GeForce GT 650M</a></u>	1176	559	NA	NA
<u><a href="#">GeForce GT 705</a></u>	342	1242	NA	NA
<u><a href="#">GeForce GT 710</a></u>	605	992	<a href="#">16.83</a>	<a href="#">\$35.99</a>
<u><a href="#">GeForce GT 710M</a></u>	418	1197	NA	NA
<u><a href="#">GeForce GT 720</a></u>	599	998	<a href="#">6.00</a>	<a href="#">\$99.99*</a>
<u><a href="#">GeForce GT 720A</a></u>	660	924	NA	NA
<u><a href="#">GeForce GT 720M</a></u>	459	1152	NA	NA
<u><a href="#">GeForce GT 730</a></u>	839	748	<a href="#">11.99</a>	<a href="#">\$69.98</a>
<u><a href="#">GeForce GT 730A</a></u>	742	841	NA	NA
<u><a href="#">GeForce GT 730M</a></u>	904	707	NA	NA
Videocard Name	Passmark G3D Mark (higher is better)	Rank (lower is better)	Videocard Value (higher is better)	Price (USD)
<u><a href="#">GeForce GT 735M</a></u>	608	987	NA	NA
<u><a href="#">GeForce GT 740</a></u>	1427	489	<a href="#">9.25</a>	<a href="#">\$154.32*</a>
<u><a href="#">GeForce GT 740A</a></u>	704	879	NA	NA
<u><a href="#">GeForce GT 740M</a></u>	753	825	NA	NA
<u><a href="#">GeForce GT 745A</a></u>	1144	569	NA	NA
<u><a href="#">GeForce GT 745M</a></u>	914	700	NA	NA
<u><a href="#">GeForce GT 750M</a></u>	1398	495	NA	NA
<u><a href="#">GeForce GT 755M</a></u>	1882	403	NA	NA

CPU Benchmarks	Video Card Benchmarks	Hard Drive Benchmarks	RAM	PC Systems	Android	iOS / iPhone
Videocard Name		Passmark G3D Mark (higher is better)	Rank (lower is better)	Videocard Value (higher is better)	Price (USD)	
	<a href="#">GeForce GT 820M</a>	651	933	NA	NA	
	<a href="#">GeForce GT625M</a>	513	1093	NA	NA	
	<a href="#">GeForce GTS 150M</a>	504	1103	NA	NA	
	<a href="#">GeForce GTS 160M</a>	678	903	NA	NA	
	<a href="#">GeForce GTS 240</a>	714	870	<a href="#">10.99</a>	<a href="#">\$64.99*</a>	
	<a href="#">GeForce GTS 250</a>	617	975	<a href="#">6.86</a>	<a href="#">\$89.99*</a>	
	<a href="#">GeForce GTS 250M</a>	542	1066	NA	NA	
	<a href="#">GeForce GTS 350M</a>	442	1175	NA	NA	
	<a href="#">GeForce GTS 360M</a>	631	957	NA	NA	
	<a href="#">GeForce GTS 450</a>	1097	597	<a href="#">13.72</a>	<a href="#">\$79.99*</a>	
	<a href="#">GeForce GTX 1050</a>	5727	150	<a href="#">33.70</a>	<a href="#">\$169.99</a>	
	<a href="#">GeForce GTX 1050 (Mobile)</a>	4447	193	NA	NA	
	<a href="#">GeForce GTX 1050 Ti</a>	6427	128	<a href="#">45.92</a>	<a href="#">\$139.99</a>	
	<a href="#">GeForce GTX 1050 Ti (Mobile)</a>	5904	146	NA	NA	
	<a href="#">GeForce GTX 1050 Ti with Max-Q Design</a>	5678	151	NA	NA	
	<a href="#">GeForce GTX 1050 with Max-Q Design</a>	3596	240	NA	NA	
	<a href="#">GeForce GTX 1060</a>	10209	69	<a href="#">33.78</a>	<a href="#">\$302.24</a>	
	<a href="#">GeForce GTX 1060 (Mobile)</a>	8189	99	NA	NA	
	<a href="#">GeForce GTX 1060 3GB</a>	9528	78	<a href="#">40.38</a>	<a href="#">\$235.96*</a>	
	<a href="#">GeForce GTX 1060 5GB</a>	4140	212	NA	NA	
	<a href="#">GeForce GTX 1060 with Max-Q Design</a>	7938	102	NA	NA	
	<a href="#">GeForce GTX 1070</a>	13257	35	<a href="#">53.91</a>	<a href="#">\$245.91*</a>	
	<a href="#">GeForce GTX 1070 (Mobile)</a>	10735	64	NA	NA	
	<a href="#">GeForce GTX 1070 Ti</a>	13892	31	<a href="#">25.26</a>	<a href="#">\$549.99</a>	
	<a href="#">GeForce GTX 1070 with Max-Q Design</a>	10599	66	NA	NA	
	<a href="#">GeForce GTX 1080</a>	14621	27	<a href="#">23.62</a>	<a href="#">\$618.90*</a>	
	<a href="#">GeForce GTX 1080 Ti</a>	17234	11	<a href="#">21.54</a>	<a href="#">\$800.08*</a>	
	<a href="#">GeForce GTX 1080 with Max-Q Design</a>	10717	65	NA	NA	
	<a href="#">GeForce GTX 1650</a>	7850	105	<a href="#">56.08</a>	<a href="#">\$139.99</a>	
	<a href="#">GeForce GTX 1650 (Mobile)</a>	7025	118	NA	NA	
	<a href="#">GeForce GTX 1650 SUPER</a>	9972	71	<a href="#">62.33</a>	<a href="#">\$159.99</a>	
	<a href="#">GeForce GTX 1650 Ti</a>	8218	98	NA	NA	
	<a href="#">GeForce GTX 1650 with Max-Q Design</a>	5916	144	NA	NA	
	<a href="#">GeForce GTX 1660</a>	11316	56	<a href="#">56.59</a>	<a href="#">\$199.99</a>	

CPU Benchmarks

Video Card Benchmarks

Hard Drive Benchmarks

RAM

PC Systems

Android

iOS / iPhone

Videocard Name	Passmark G3D Mark (higher is better)	Rank (lower is better)	Videocard Value (higher is better)	Price (USD)
<a href="#">GeForce GTX 1660 SUPER</a>	12756	40	<a href="#">56.70</a>	<a href="#">\$224.99</a>
<a href="#">GeForce GTX 1660 Ti</a>	12775	39	<a href="#">45.63</a>	<a href="#">\$279.99</a>
<a href="#">GeForce GTX 1660 Ti (Mobile)</a>	10160	70	NA	NA
<a href="#">GeForce GTX 1660 Ti with Max-Q Design</a>	9067	88	NA	NA
<a href="#">GeForce GTX 260</a>	1208	548	<a href="#">12.67</a>	<a href="#">\$95.38*</a>
<a href="#">GeForce GTX 260M</a>	497	1109	NA	NA
<a href="#">GeForce GTX 275</a>	1461	479	<a href="#">12.18</a>	<a href="#">\$119.99*</a>
Videocard Name	Passmark G3D Mark (higher is better)	Rank (lower is better)	Videocard Value (higher is better)	Price (USD)
<a href="#">GeForce GTX 280</a>	1040	622	<a href="#">1.99</a>	<a href="#">\$522.78*</a>
<a href="#">GeForce GTX 280M</a>	621	970	NA	NA
<a href="#">GeForce GTX 285</a>	1450	482	<a href="#">8.06</a>	<a href="#">\$179.99*</a>
<a href="#">GeForce GTX 285M</a>	734	850	NA	NA
<a href="#">GeForce GTX 295</a>	1131	577	<a href="#">7.07</a>	<a href="#">\$159.99*</a>
<a href="#">GeForce GTX 460</a>	2159	362	<a href="#">12.72</a>	<a href="#">\$169.71*</a>
<a href="#">GeForce GTX 460 SE</a>	2011	380	<a href="#">12.57</a>	<a href="#">\$159.99*</a>
<a href="#">GeForce GTX 460 v2</a>	2496	331	<a href="#">12.48</a>	<a href="#">\$199.99*</a>
<a href="#">GeForce GTX 460M</a>	1298	524	NA	NA
<a href="#">GeForce GTX 465</a>	2945	292	<a href="#">11.19</a>	<a href="#">\$263.28*</a>
<a href="#">GeForce GTX 470</a>	3202	272	<a href="#">6.13</a>	<a href="#">\$522.01*</a>
<a href="#">GeForce GTX 470M</a>	1949	394	NA	NA
<a href="#">GeForce GTX 480</a>	3595	241	<a href="#">6.21</a>	<a href="#">\$579.00*</a>
<a href="#">GeForce GTX 480M</a>	2050	376	NA	NA
<a href="#">GeForce GTX 485M</a>	2400	338	NA	NA
<a href="#">GeForce GTX 550 Ti</a>	1606	454	<a href="#">12.24</a>	<a href="#">\$131.28*</a>
<a href="#">GeForce GTX 555</a>	2042	377	NA	NA
<a href="#">GeForce GTX 560</a>	2818	304	<a href="#">29.37</a>	<a href="#">\$95.95*</a>
<a href="#">GeForce GTX 560 SE</a>	2201	355	<a href="#">24.46</a>	<a href="#">\$89.99*</a>
<a href="#">GeForce GTX 560 Ti</a>	2988	287	<a href="#">36.62</a>	<a href="#">\$81.60*</a>
<a href="#">GeForce GTX 560M</a>	1306	518	NA	NA
<a href="#">GeForce GTX 570</a>	3803	233	<a href="#">12.74</a>	<a href="#">\$298.68*</a>
<a href="#">GeForce GTX 570M</a>	2024	379	NA	NA
<a href="#">GeForce GTX 580</a>	4522	189	<a href="#">31.12</a>	<a href="#">\$145.32*</a>
<a href="#">GeForce GTX 580M</a>	2279	347	<a href="#">9.17</a>	<a href="#">\$248.68*</a>
<a href="#">GeForce GTX 590</a>	3995	222	<a href="#">21.72</a>	<a href="#">\$184.00*</a>



CPU Benchmarks

Video Card Benchmarks

Hard Drive Benchmarks

RAM

PC Systems

Android

iOS / iPhone

Videocard Name	Passmark G3D Mark (higher is better)	Rank (lower is better)	Videocard Value (higher is better)	Price (USD)
<a href="#">GeForce GTX 645</a>	2035	378	NA	NA
<a href="#">GeForce GTX 650</a>	1717	434	<a href="#">19.22</a>	<a href="#">\$89.35*</a>
<a href="#">GeForce GTX 650 Ti</a>	2500	329	<a href="#">13.57</a>	<a href="#">\$184.32*</a>
<a href="#">GeForce GTX 650 Ti BOOST</a>	3205	270	NA	NA
<a href="#">GeForce GTX 660</a>	3948	224	<a href="#">31.60</a>	<a href="#">\$124.97*</a>
<a href="#">GeForce GTX 660 Ti</a>	4340	198	<a href="#">8.92</a>	<a href="#">\$486.68*</a>
<a href="#">GeForce GTX 660M</a>	1639	448	<a href="#">20.76</a>	<a href="#">\$78.99*</a>
<a href="#">GeForce GTX 670</a>	5237	166	<a href="#">35.15</a>	<a href="#">\$149.00*</a>
<a href="#">GeForce GTX 670M</a>	1953	392	NA	NA
<a href="#">GeForce GTX 670MX</a>	1701	436	NA	NA
<a href="#">GeForce GTX 675M</a>	2120	367	NA	NA
<a href="#">GeForce GTX 675MX</a>	2674	314	NA	NA
<a href="#">GeForce GTX 680</a>	5536	154	<a href="#">30.76</a>	<a href="#">\$179.99*</a>
<a href="#">GeForce GTX 680M</a>	3304	265	<a href="#">24.30</a>	<a href="#">\$135.99*</a>
<a href="#">GeForce GTX 680M KY Bullet Edition</a>	3568	243	NA	NA
<a href="#">GeForce GTX 680MX</a>	4270	203	NA	NA
<a href="#">GeForce GTX 690</a>	5914	145	<a href="#">22.39</a>	<a href="#">\$264.10*</a>
<a href="#">GeForce GTX 745</a>	2223	353	<a href="#">17.92</a>	<a href="#">\$124.04*</a>
<a href="#">GeForce GTX 750</a>	3313	264	<a href="#">25.49</a>	<a href="#">\$129.99*</a>
<a href="#">GeForce GTX 750 Ti</a>	3846	230	<a href="#">24.77</a>	<a href="#">\$155.32*</a>
<a href="#">GeForce GTX 760</a>	4673	184	<a href="#">29.15</a>	<a href="#">\$160.32*</a>
<a href="#">GeForce GTX 760 Ti</a>	5118	171	<a href="#">17.21</a>	<a href="#">\$297.50*</a>
<a href="#">GeForce GTX 760 Ti OEM</a>	5427	159	NA	NA
Videocard Name	Passmark G3D Mark (higher is better)	Rank (lower is better)	Videocard Value (higher is better)	Price (USD)
<a href="#">GeForce GTX 760A</a>	1281	527	NA	NA
<a href="#">GeForce GTX 760M</a>	1454	480	NA	NA
<a href="#">GeForce GTX 765M</a>	1958	389	NA	NA
<a href="#">GeForce GTX 770</a>	5887	147	<a href="#">53.55</a>	<a href="#">\$109.95*</a>
<a href="#">GeForce GTX 770M</a>	2648	317	<a href="#">19.19</a>	<a href="#">\$138.00*</a>
<a href="#">GeForce GTX 775M</a>	4222	207	NA	NA
<a href="#">GeForce GTX 780</a>	7841	106	<a href="#">60.33</a>	<a href="#">\$129.99*</a>
<a href="#">GeForce GTX 780 Ti</a>	9365	84	<a href="#">41.61</a>	<a href="#">\$225.10*</a>
<a href="#">GeForce GTX 780M</a>	3953	223	<a href="#">20.81</a>	<a href="#">\$189.99*</a>
<a href="#">GeForce GTX 850A</a>	1049	618	NA	NA

CPU Benchmarks

Video Card Benchmarks

Hard Drive Benchmarks

RAM

PC Systems

Android

iOS / iPhone

Videocard Name	Passmark G3D Mark (higher is better)	Rank (lower is better)	Videocard Value (higher is better)	Price (USD)
<a href="#"><u>GeForce GTX 850M</u></a>	2688	313	NA	NA
<a href="#"><u>GeForce GTX 850M - MODDED</u></a>	1091	599	NA	NA
<a href="#"><u>GeForce GTX 860M</u></a>	3333	263	NA	NA
<a href="#"><u>GeForce GTX 870M</u></a>	3099	279	NA	NA
<a href="#"><u>GeForce GTX 880M</u></a>	3507	250	NA	NA
<a href="#"><u>GeForce GTX 950</u></a>	5241	165	<a href="#"><u>60.95</u></a>	<a href="#"><u>\$86.00*</u></a>
<a href="#"><u>GeForce GTX 950A</u></a>	2461	332	NA	NA
<a href="#"><u>GeForce GTX 950M</u></a>	2634	320	<a href="#"><u>4.65</u></a>	<a href="#"><u>\$567.00*</u></a>
<a href="#"><u>GeForce GTX 960</u></a>	5971	142	<a href="#"><u>52.72</u></a>	<a href="#"><u>\$113.27*</u></a>
<a href="#"><u>GeForce GTX 960A</u></a>	2410	336	NA	NA
<a href="#"><u>GeForce GTX 960M</u></a>	3498	251	<a href="#"><u>2.99</u></a>	<a href="#"><u>\$1,169.00*</u></a>
<a href="#"><u>GeForce GTX 965M</u></a>	4029	218	NA	NA
<a href="#"><u>GeForce GTX 970</u></a>	9578	77	<a href="#"><u>48.51</u></a>	<a href="#"><u>\$197.44*</u></a>
<a href="#"><u>GeForce GTX 970M</u></a>	5440	158	<a href="#"><u>25.91</u></a>	<a href="#"><u>\$209.99*</u></a>
<a href="#"><u>GeForce GTX 970XM FORCE</u></a>	6706	122	NA	NA
<a href="#"><u>GeForce GTX 980</u></a>	10879	62	<a href="#"><u>48.77</u></a>	<a href="#"><u>\$223.10*</u></a>
<a href="#"><u>GeForce GTX 980 Ti</u></a>	13676	32	<a href="#"><u>44.23</u></a>	<a href="#"><u>\$309.20*</u></a>
<a href="#"><u>GeForce GTX 980M</u></a>	7533	115	<a href="#"><u>25.98</u></a>	<a href="#"><u>\$289.99*</u></a>
<a href="#"><u>GeForce GTX Titan</u></a>	9058	89	<a href="#"><u>29.22</u></a>	<a href="#"><u>\$310.00*</u></a>
<a href="#"><u>GeForce GTX TITAN Black</u></a>	8589	94	<a href="#"><u>19.83</u></a>	<a href="#"><u>\$433.10*</u></a>
<a href="#"><u>GeForce GTX TITAN X</u></a>	12751	41	<a href="#"><u>21.25</u></a>	<a href="#"><u>\$599.99*</u></a>
<a href="#"><u>GeForce GTX TITAN Z</u></a>	7647	112	<a href="#"><u>8.32</u></a>	<a href="#"><u>\$919.10*</u></a>
<a href="#"><u>GeForce MX110</u></a>	1478	476	NA	NA
<a href="#"><u>GeForce MX130</u></a>	1924	396	NA	NA
<a href="#"><u>GeForce MX150</u></a>	2365	342	NA	NA
<a href="#"><u>GeForce MX230</u></a>	2003	382	NA	NA
<a href="#"><u>GeForce MX250</u></a>	2561	325	NA	NA
<a href="#"><u>GeForce MX330</u></a>	2922	296	NA	NA
<a href="#"><u>GeForce MX350</u></a>	3028	283	NA	NA
<a href="#"><u>GeForce PCX 5300</u></a>	6	1924	NA	NA
<a href="#"><u>GeForce PCX 5750</u></a>	34	1789	NA	NA
<a href="#"><u>GeForce PCX 5900</u></a>	34	1795	NA	NA
<a href="#"><u>GeForce RTX 2060</u></a>	14736	26	<a href="#"><u>49.12</u></a>	<a href="#"><u>\$299.99</u></a>
<a href="#"><u>GeForce RTX 2060 (Mobile)</u></a>	11451	55	NA	NA

CPU Benchmarks

Video Card Benchmarks

Hard Drive Benchmarks

RAM

PC Systems

Android

iOS / iPhone

Videocard Name	Passmark G3D Mark (higher is better)	Rank (lower is better)	Videocard Value (higher is better)	Price (USD)
<a href="#">GeForce RTX 2060 SUPER</a>	16270	18	<a href="#">40.68</a>	<a href="#">\$399.99</a>
<a href="#">GeForce RTX 2060 with Max-Q Design</a>	9678	75	NA	NA
<a href="#">GeForce RTX 2070</a>	16288	17	<a href="#">40.72</a>	<a href="#">\$399.99</a>
<a href="#">GeForce RTX 2070 (Mobile)</a>	13172	36	NA	NA
<a href="#">GeForce RTX 2070 SUPER</a>	18123	8	<a href="#">34.52</a>	<a href="#">\$524.99</a>
Videocard Name	Passmark G3D Mark (higher is better)	Rank (lower is better)	Videocard Value (higher is better)	Price (USD)
<a href="#">GeForce RTX 2070 Super with Max-Q Design</a>	15610	21	NA	NA
<a href="#">GeForce RTX 2070 with Max-Q Design</a>	12298	44	NA	NA
<a href="#">GeForce RTX 2080</a>	18887	4	<a href="#">28.62</a>	<a href="#">\$659.99</a>
<a href="#">GeForce RTX 2080 (Mobile)</a>	15507	23	NA	NA
<a href="#">GeForce RTX 2080 SUPER</a>	19300	2	<a href="#">27.18</a>	<a href="#">\$709.99</a>
<a href="#">GeForce RTX 2080 Super with Max-Q Design</a>	15960	19	NA	NA
<a href="#">GeForce RTX 2080 Ti</a>	21453	1	<a href="#">18.66</a>	<a href="#">\$1,149.99</a>
<a href="#">GeForce RTX 2080 with Max-Q Design</a>	14380	28	<a href="#">6.85</a>	<a href="#">\$2,099.99*</a>
<a href="#">GeForce2 Go</a>	4	1980	NA	NA
<a href="#">GeForce2 GTS/GeForce2 Pro</a>	3	1986	NA	NA
<a href="#">GeForce2 Integrated GPU</a>	4	1973	NA	NA
<a href="#">GeForce2 MX</a>	2	2025	NA	NA
<a href="#">GeForce2 MX 100/200</a>	3	2009	NA	NA
<a href="#">GeForce2 MX with DVI-D and TV-out</a>	4	1957	NA	NA
<a href="#">GeForce2 MX/MX 400</a>	3	1988	NA	NA
<a href="#">GeForce2 Ti</a>	4	1965	NA	NA
<a href="#">GeForce2 Ultra</a>	6	1921	NA	NA
<a href="#">GeForce3</a>	4	1954	NA	NA
<a href="#">GeForce3 Ti 200</a>	4	1982	NA	NA
<a href="#">GeForce3 Ti 500</a>	2	2036	NA	NA
<a href="#">GeForce4 420 Go</a>	3	2006	NA	NA
<a href="#">GeForce4 420 Go 32M</a>	5	1943	NA	NA
<a href="#">GeForce4 4200 Go</a>	3	1987	NA	NA
<a href="#">GeForce4 440</a>	4	1951	NA	NA
<a href="#">GeForce4 440 Go</a>	3	1994	NA	NA
<a href="#">GeForce4 440 Go 64M</a>	5	1928	NA	NA
<a href="#">GeForce4 448 Go</a>	5	1940	NA	NA
<a href="#">GeForce4 MX 4000</a>	4	1971	NA	NA

CPU Benchmarks

Video Card Benchmarks

Hard Drive Benchmarks

RAM

PC Systems

Android

iOS / iPhone

Videocard Name	Passmark G3D Mark (higher is better)	Rank (lower is better)	Videocard Value (higher is better)	Price (USD)
<a href="#"><u>GeForce4 MX 420</u></a>	4	1958	NA	NA
<a href="#"><u>GeForce4 MX 440</u></a>	4	1968	NA	NA
<a href="#"><u>GeForce4 MX 440 with AGP8X</u></a>	4	1955	NA	NA
<a href="#"><u>GeForce4 MX 440SE</u></a>	4	1967	NA	NA
<a href="#"><u>GeForce4 MX 460</u></a>	4	1979	NA	NA
<a href="#"><u>GeForce4 MX Integrated GPU</u></a>	6	1918	NA	NA
<a href="#"><u>GeForce4 Ti 4200</u></a>	5	1939	NA	NA
<a href="#"><u>GeForce4 Ti 4400</u></a>	7	1911	NA	NA
<a href="#"><u>GeForce4 Ti 4600</u></a>	5	1941	<a href="#"><u>0.10</u></a>	<a href="#"><u>\$53.99*</u></a>
<a href="#"><u>GeForce4 Ti 4800</u></a>	5	1930	NA	NA
<a href="#"><u>GeForce4 Ti 4800 SE</u></a>	6	1914	NA	NA
<a href="#"><u>GeForce9400M</u></a>	105	1550	NA	NA
<a href="#"><u>GF117</u></a>	554	1049	NA	NA
<a href="#"><u>GIGABYTE RADEON 9600 PRO</u></a>	39	1770	NA	NA
<a href="#"><u>Gigabyte RADEON X300</u></a>	40	1760	NA	NA
<a href="#"><u>GRID K1</u></a>	810	774	<a href="#"><u>2.05</u></a>	<a href="#"><u>\$395.00*</u></a>
<a href="#"><u>GRID K120Q</u></a>	293	1291	NA	NA
<a href="#"><u>GRID K140Q</u></a>	727	854	NA	NA
<a href="#"><u>GRID K160Q</u></a>	739	844	NA	NA
<a href="#"><u>GRID K180Q</u></a>	782	792	NA	NA
<a href="#"><u>GRID K2</u></a>	3176	273	<a href="#"><u>10.95</u></a>	<a href="#"><u>\$289.99*</u></a>
Videocard Name	Passmark G3D Mark (higher is better)	Rank (lower is better)	Videocard Value (higher is better)	Price (USD)
<a href="#"><u>GRID K220Q</u></a>	912	703	NA	NA
<a href="#"><u>GRID K240Q</u></a>	2143	365	NA	NA
<a href="#"><u>GRID K260Q</u></a>	2940	293	NA	NA
<a href="#"><u>GRID K280Q</u></a>	2362	343	NA	NA
<a href="#"><u>GRID K520</u></a>	3343	262	<a href="#"><u>4.46</u></a>	<a href="#"><u>\$749.95*</u></a>
<a href="#"><u>GRID M10-0Q</u></a>	913	701	NA	NA
<a href="#"><u>GRID M10-1B</u></a>	2309	345	NA	NA
<a href="#"><u>GRID M10-1Q</u></a>	3351	261	NA	NA
<a href="#"><u>GRID M10-2B</u></a>	2416	335	NA	NA
<a href="#"><u>GRID M10-2Q</u></a>	2653	316	NA	NA
<a href="#"><u>GRID M10-4Q</u></a>	3223	269	NA	NA
<a href="#"><u>GRID M10-8Q</u></a>	2606	321	NA	NA

CPU Benchmarks	Video Card Benchmarks	Hard Drive Benchmarks	RAM	PC Systems	Android	iOS / iPhone
Videocard Name			Passmark G3D Mark (higher is better)	Rank (lower is better)	Videocard Value (higher is better)	Price (USD)
	<a href="#">GRID M6-0B</a>		911	704	NA	NA
	<a href="#">GRID M6-1Q</a>		2069	373	NA	NA
	<a href="#">GRID M6-8Q</a>		3568	244	NA	NA
	<a href="#">GRID M60-0B</a>		1838	409	NA	NA
	<a href="#">GRID M60-0Q</a>		827	763	NA	NA
	<a href="#">GRID M60-1B</a>		4456	191	NA	NA
	<a href="#">GRID M60-1Q</a>		4250	205	NA	NA
	<a href="#">GRID M60-2Q</a>		5291	162	NA	NA
	<a href="#">GRID M60-4Q</a>		3831	232	NA	NA
	<a href="#">GRID M60-8A</a>		5523	155	NA	NA
	<a href="#">GRID M60-8Q</a>		3883	228	NA	NA
	<a href="#">GRID P100-16Q</a>		5944	143	NA	NA
	<a href="#">GRID P100-1B</a>		2223	354	NA	NA
	<a href="#">GRID P100-8Q</a>		3841	231	NA	NA
	<a href="#">GRID P40-24Q</a>		4727	180	NA	NA
	<a href="#">GRID P40-2B</a>		3354	260	NA	NA
	<a href="#">GRID P40-2Q</a>		4287	201	NA	NA
	<a href="#">GRID P40-3Q</a>		681	899	NA	NA
	<a href="#">GRID P40-4Q</a>		777	798	NA	NA
	<a href="#">GRID P6-2Q</a>		4000	221	NA	NA
	<a href="#">GRID P6-4Q</a>		4429	195	NA	NA
	<a href="#">GRID V100-8Q</a>		16	1873	NA	NA
	<a href="#">GRID V100D-8Q</a>		4155	211	NA	NA
	<a href="#">GT 430</a>		223	1357	<a href="#">1.56</a>	<a href="#">\$142.88*</a>
	<a href="#">HD6450</a>		220	1361	<a href="#">5.52</a>	<a href="#">\$39.99*</a>
	<a href="#">HIS DIGITAL HD 4650 AGP</a>		452	1162	NA	NA
	<a href="#">IGP 340M</a>		1	2049	NA	NA
	<a href="#">Incredible HD</a>		389	1214	NA	NA
	<a href="#">Incredible HD 4000</a>		517	1088	NA	NA
	<a href="#">Incredible HD 4600</a>		749	831	NA	NA
	<a href="#">Intel - Express Chipset G41</a>		56	1713	NA	NA
	<a href="#">Intel - Express Chipset Q45/Q43</a>		57	1707	NA	NA
	<a href="#">Intel 2nd Generation SandyBridge HD</a>		212	1377	NA	NA
	<a href="#">Intel 2nd Generation SandyBridge HD 3000</a>		205	1387	NA	NA

CPU Benchmarks

Video Card Benchmarks

Hard Drive Benchmarks

RAM

PC Systems

Android

iOS / iPhone

Videocard Name	Passmark G3D Mark (higher is better)	Rank (lower is better)	Videocard Value (higher is better)	Price (USD)
<a href="#">Intel 4th Generation Haswell HD</a>	419	1195	NA	NA
<a href="#">Intel 82845G Controller</a>	2	2042	NA	NA
<a href="#">Intel 82845G/GL Controller</a>	2	2031	NA	NA
Videocard Name	Passmark G3D Mark (higher is better)	Rank (lower is better)	Videocard Value (higher is better)	Price (USD)
<a href="#">Intel 82845G/GL/GE/PE/GV Controller</a>	2	2020	NA	NA
<a href="#">Intel 82852/82855 GM/GME Controller</a>	1	2052	NA	NA
<a href="#">Intel 82865G Controller</a>	4	1962	NA	NA
<a href="#">Intel 82915G Express</a>	5	1934	NA	NA
<a href="#">Intel 82915G/915GV/910GL</a>	3	1995	NA	NA
<a href="#">Intel 82915G/GV/910GL Advanced v3.5</a>	2	2030	NA	NA
<a href="#">Intel 82915G/GV/910GL Express</a>	3	2015	NA	NA
<a href="#">Intel 82945G Express</a>	74	1643	NA	NA
<a href="#">Intel 82945G Express-Chipsatzfamilie</a>	8	1903	NA	NA
<a href="#">Intel 865 Embedded Controller</a>	3	1996	NA	NA
<a href="#">Intel 915G.910G Express</a>	4	1984	NA	NA
<a href="#">Intel 915G/915GV/910GL Embedded Controller Functio</a>	4	1963	NA	NA
<a href="#">Intel 945G Embedded Chipset Function 0</a>	4	1970	NA	NA
<a href="#">Intel 946GZ Embedded Chipset Function 0</a>	3	2010	NA	NA
<a href="#">Intel 946GZ Express</a>	6	1923	NA	NA
<a href="#">Intel B43 Express Chipset</a>	68	1669	NA	NA
<a href="#">Intel Coffee Lake UHD</a>	1158	564	NA	NA
<a href="#">Intel Extreme Controller</a>	1	2044	NA	NA
<a href="#">Intel G33/G31 Express</a>	4	1976	NA	NA
<a href="#">Intel G35 Express</a>	30	1818	NA	NA
<a href="#">Intel G41 Express Chipset</a>	51	1726	NA	NA
<a href="#">Intel G41 Express-Chipsatz</a>	57	1709	NA	NA
<a href="#">Intel G45/G43 Express Chipset</a>	60	1696	NA	NA
<a href="#">Intel G45/G43/G41 Express Chipset</a>	67	1671	NA	NA
<a href="#">Intel G965 Express</a>	18	1863	NA	NA
<a href="#">Intel GMA 3150 Express</a>	2	2037	NA	NA
<a href="#">Intel Haswell HD - GT1</a>	123	1496	NA	NA
<a href="#">Intel Haswell HD - GT2</a>	139	1460	NA	NA
<a href="#">Intel HD 2000</a>	213	1375	NA	NA

CPU Benchmarks

Video Card Benchmarks

Hard Drive Benchmarks

RAM

PC Systems

Android

iOS / iPhone

Videocard Name	Passmark G3D Mark (higher is better)	Rank (lower is better)	Videocard Value (higher is better)	Price (USD)
<a href="#">Intel HD 3000</a>	256	1327	<a href="#">0.27</a>	<a href="#">\$945.00*</a>
<a href="#">Intel HD 4000</a>	326	1262	<a href="#">0.20</a>	<a href="#">\$1.592.95*</a>
<a href="#">Intel HD 4400</a>	536	1071	NA	NA
<a href="#">Intel HD 4600</a>	657	926	NA	NA
<a href="#">Intel HD 500</a>	302	1284	NA	NA
<a href="#">Intel HD 5000</a>	562	1037	<a href="#">0.90</a>	<a href="#">\$625.00*</a>
<a href="#">Intel HD 505</a>	338	1254	NA	NA
<a href="#">Intel HD 510</a>	607	988	NA	NA
<a href="#">Intel HD 515</a>	654	929	NA	NA
<a href="#">Intel HD 520</a>	857	741	NA	NA
<a href="#">Intel HD 5200</a>	830	761	NA	NA
<a href="#">Intel HD 530</a>	999	644	NA	NA
<a href="#">Intel HD 5300</a>	436	1179	NA	NA
<a href="#">Intel HD 5500</a>	570	1028	NA	NA
<a href="#">Intel HD 5600</a>	663	921	NA	NA
<a href="#">Intel HD 6000</a>	882	723	NA	NA
<a href="#">Intel HD 610</a>	667	913	NA	NA
<a href="#">Intel HD 615</a>	761	815	NA	NA
<a href="#">Intel HD 630</a>	1069	604	NA	NA
<a href="#">Intel HD Family</a>	452	1160	NA	NA
Videocard Name	Passmark G3D Mark (higher is better)	Rank (lower is better)	Videocard Value (higher is better)	Price (USD)
<a href="#">Intel HD Graphics 620</a>	922	696	NA	NA
<a href="#">Intel HD manual-15.28-1861</a>	62	1689	NA	NA
<a href="#">Intel HD manual-gen9 2015-133271</a>	165	1430	NA	NA
<a href="#">Intel HD Modded</a>	112	1533	NA	NA
<a href="#">Intel HD P3000</a>	329	1259	NA	NA
<a href="#">Intel HD P4000</a>	516	1090	NA	NA
<a href="#">Intel HD P4600</a>	604	993	NA	NA
<a href="#">Intel HD P4600/P4700</a>	663	920	NA	NA
<a href="#">Intel HD P530</a>	927	693	NA	NA
<a href="#">Intel HD P630</a>	1726	431	NA	NA
<a href="#">Intel Infoshock HD</a>	193	1397	NA	NA
<a href="#">Intel Iris 5100</a>	730	851	NA	NA
<a href="#">Intel Iris 540</a>	1255	535	NA	NA

CPU Benchmarks	Video Card Benchmarks	Hard Drive Benchmarks	RAM	PC Systems	Android	iOS / iPhone
Videocard Name		Passmark G3D Mark (higher is better)	Rank (lower is better)	Videocard Value (higher is better)	Price (USD)	
	<a href="#"><u>Intel Iris 550</u></a>	1413	493	NA	NA	
	<a href="#"><u>Intel Iris 6100</u></a>	975	658	NA	NA	
	<a href="#"><u>Intel Iris 650</u></a>	1794	422	NA	NA	
	<a href="#"><u>Intel Iris Plus</u></a>	1831	413	NA	NA	
	<a href="#"><u>Intel Iris Plus 640</u></a>	1425	491	NA	NA	
	<a href="#"><u>Intel Iris Plus 645</u></a>	1910	400	NA	NA	
	<a href="#"><u>Intel Iris Plus 650</u></a>	1692	439	NA	NA	
	<a href="#"><u>Intel Iris Plus 655</u></a>	1802	420	NA	NA	
	<a href="#"><u>Intel Iris Pro 5200</u></a>	1014	635	NA	NA	
	<a href="#"><u>Intel Iris Pro 580</u></a>	2174	359	NA	NA	
	<a href="#"><u>Intel Iris Pro 6100</u></a>	925	694	NA	NA	
	<a href="#"><u>Intel Iris Pro Graphics 6200</u></a>	1544	460	NA	NA	
	<a href="#"><u>Intel Iris Pro P580</u></a>	2168	361	NA	NA	
	<a href="#"><u>Intel Iris Pro P6300</u></a>	1367	501	NA	NA	
	<a href="#"><u>Intel Media Accelerator</u></a>	32	1804	NA	NA	
	<a href="#"><u>Intel Media Accelerator 3150</u></a>	2	2019	NA	NA	
	<a href="#"><u>Intel Media Accelerator 500</u></a>	3	2003	NA	NA	
	<a href="#"><u>Intel Media Accelerator 600</u></a>	6	1913	NA	NA	
	<a href="#"><u>Intel Media Accelerator HD</u></a>	92	1594	NA	NA	
	<a href="#"><u>Intel Poison Ivy</u></a>	738	845	NA	NA	
	<a href="#"><u>Intel Q33 Express</u></a>	10	1887	NA	NA	
	<a href="#"><u>Intel Q35 Embedded</u></a>	8	1899	NA	NA	
	<a href="#"><u>Intel Q35 Express</u></a>	4	1985	NA	NA	
	<a href="#"><u>Intel Q45/Q43 Express Chipset</u></a>	86	1608	NA	NA	
	<a href="#"><u>Intel Q45/Q43 Express-Chipsatz</u></a>	57	1710	NA	NA	
	<a href="#"><u>Intel Q965/Q963 Express</u></a>	6	1920	NA	NA	
	<a href="#"><u>Intel Skylake HD DT GT2</u></a>	576	1021	NA	NA	
	<a href="#"><u>Intel UHD</u></a>	1138	572	NA	NA	
	<a href="#"><u>Intel UHD 600</u></a>	324	1264	NA	NA	
	<a href="#"><u>Intel UHD 605</u></a>	386	1215	NA	NA	
	<a href="#"><u>Intel UHD 610</u></a>	722	859	NA	NA	
	<a href="#"><u>Intel UHD 615</u></a>	750	830	NA	NA	
	<a href="#"><u>Intel UHD 617</u></a>	878	726	NA	NA	
	<a href="#"><u>Intel UHD 620</u></a>	888	718	NA	NA	



CPU Benchmarks

Video Card Benchmarks

Hard Drive Benchmarks

RAM

PC Systems

Android

iOS / iPhone

Videocard Name	Passmark G3D Mark (higher is better)	Rank (lower is better)	Videocard Value (higher is better)	Price (USD)
<a href="#">Intel UHD 630</a>	1472	477	NA	NA
<a href="#">Intel UHD Graphics 620</a>	1064	606	NA	NA
Videocard Name	Passmark G3D Mark (higher is better)	Rank (lower is better)	Videocard Value (higher is better)	Price (USD)
<a href="#">Intel UHD P630</a>	1608	453	NA	NA
<a href="#">Intel US15 Embedded Media and Controller</a>	7	1910	NA	NA
<a href="#">ION</a>	71	1657	<a href="#">0.31</a>	<a href="#">\$229.99*</a>
<a href="#">ION LE</a>	97	1575	NA	NA
<a href="#">KV SPECTRE LITE MOBILE 25W</a>	538	1069	NA	NA
<a href="#">LMIMIRR</a>	874	728	NA	NA
<a href="#">M71-M</a>	64	1685	NA	NA
<a href="#">M76M</a>	124	1492	NA	NA
<a href="#">M860G with Mobility Radeon 4100</a>	75	1640	NA	NA
<a href="#">M880G with Mobility Radeon HD 4200</a>	92	1589	NA	NA
<a href="#">M880G with Mobility Radeon HD 4225</a>	71	1655	NA	NA
<a href="#">M880G with Mobility Radeon HD 4250</a>	104	1554	NA	NA
<a href="#">Master X3100 Driver</a>	10	1890	NA	NA
<a href="#">Matrox C420 LP PCIe x16</a>	635	952	NA	NA
<a href="#">Matrox C680 PCIe x16</a>	1956	391	NA	NA
<a href="#">Matrox C900 PCIe x16</a>	1812	418	NA	NA
<a href="#">Matrox G200e WDDM 1.2</a>	59	1700	NA	NA
<a href="#">Matrox G200e WDDM 2.0</a>	123	1494	NA	NA
<a href="#">Matrox G200eh</a>	40	1763	NA	NA
<a href="#">Matrox G200eh WDDM 1.2</a>	51	1721	NA	NA
<a href="#">Matrox G200eh WDDM 2.0</a>	51	1722	NA	NA
<a href="#">Matrox G200eR</a>	36	1780	NA	NA
<a href="#">Matrox G200eR WDDM 1.2</a>	67	1674	NA	NA
<a href="#">Matrox G200eR WDDM 2.0</a>	67	1672	NA	NA
<a href="#">Matrox G200eW</a>	45	1746	NA	NA
<a href="#">Matrox G200eW WDDM 1.2</a>	50	1732	NA	NA
<a href="#">Matrox G200eW3 WDDM 2.0</a>	97	1578	NA	NA
<a href="#">Matrox M9120 PCIe x16</a>	19	1859	NA	NA
<a href="#">Matrox M9120 Plus LP PCIe x16</a>	5	1935	NA	NA
<a href="#">Matrox M9125 PCIe x16</a>	25	1836	NA	NA
<a href="#">Matrox M9128 I P PCIe x16</a>	5	1944	NA	NA

CPU Benchmarks

Video Card Benchmarks

Hard Drive Benchmarks

RAM

PC Systems

Android

iOS / iPhone

Videocard Name	Passmark G3D Mark (higher is better)	Rank (lower is better)	Videocard Value (higher is better)	Price (USD)
<a href="#">Matrox M9138 LP PCIe x16</a>	32	1807	NA	NA
<a href="#">Matrox M9140 LP PCIe x16</a>	23	1847	NA	NA
<a href="#">Matrox M9148 LP PCIe x16</a>	9	1893	NA	NA
<a href="#">Matrox Millennium P650 PCIe 128</a>	5	1945	NA	NA
<a href="#">Matrox Millennium P690 PCIe x16</a>	10	1891	NA	NA
<a href="#">Matrox Millennium P690 Plus LP PCIe x16</a>	6	1915	NA	NA
<a href="#">Matrox Parhelia 128MB</a>	3	2005	<a href="#">0.01</a>	<a href="#">\$549.99*</a>
<a href="#">Matrox Parhelia 256MB</a>	9	1894	NA	NA
<a href="#">Matrox Parhelia APVe</a>	5	1937	NA	NA
<a href="#">MCT USB3.0 External Device</a>	520	1084	NA	NA
<a href="#">MEDION RADEON 9800 XXL</a>	71	1654	NA	NA
<a href="#">MEDION RADEON X740XL</a>	94	1583	NA	NA
<a href="#">MIRRORV3</a>	1080	600	NA	NA
<a href="#">Mobile Intel - famiglia Express Chipset 45</a>	38	1772	NA	NA
<a href="#">Mobile Intel 4 Express-Chipsatzfamilie</a>	44	1750	NA	NA
<a href="#">Mobile Intel 45 Express</a>	60	1695	NA	NA
<a href="#">Mobile Intel 45 Express-Chipsatzfamilie</a>	117	1516	NA	NA
<a href="#">Mobile Intel 915GM/GMS/910GML Express</a>	4	1974	NA	NA
Videocard Name	Passmark G3D Mark (higher is better)	Rank (lower is better)	Videocard Value (higher is better)	Price (USD)
<a href="#">Mobile Intel 945 Express</a>	2	2028	NA	NA
<a href="#">Mobile Intel 945GM Express</a>	5	1931	NA	NA
<a href="#">Mobile Intel 945GM/GU Express</a>	5	1946	NA	NA
<a href="#">Mobile Intel 965 Express</a>	31	1812	NA	NA
<a href="#">Mobile Intel 965 Express - BR-0907-0461 v1839</a>	8	1901	NA	NA
<a href="#">Mobile Intel 965 Express-Chipsatzfamilie</a>	24	1844	NA	NA
<a href="#">Mobile Intel HD</a>	409	1203	NA	NA
<a href="#">Mobile Intel serie 4 Express</a>	44	1749	NA	NA
<a href="#">Mobile Intel965 Express</a>	17	1870	NA	NA
<a href="#">MOBILITY FIREGL 7800</a>	4	1959	NA	NA
<a href="#">MOBILITY FIREGL T2</a>	40	1762	NA	NA
<a href="#">MOBILITY FIREGL T2/T2e</a>	33	1798	NA	NA
<a href="#">MOBILITY FireGL V3200</a>	62	1691	NA	NA
<a href="#">MOBILITY FireGL V5000</a>	81	1625	NA	NA

CPU Benchmarks

Video Card Benchmarks

Hard Drive Benchmarks

RAM

PC Systems

Android

iOS / iPhone

Videocard Name	Passmark G3D Mark (higher is better)	Rank (lower is better)	Videocard Value (higher is better)	Price (USD)
<a href="#"><u>MOBILITY FireGL V5200</u></a>	44	1747	NA	NA
<a href="#"><u>MOBILITY FireGL V5250</u></a>	27	1828	NA	NA
<a href="#"><u>Mobility FireGL V5725</u></a>	219	1365	NA	NA
<a href="#"><u>MOBILITY IGP 9000/9100</u></a>	10	1892	NA	NA
<a href="#"><u>Mobility Radeon 4100</u></a>	81	1629	NA	NA
<a href="#"><u>MOBILITY RADEON 7000 IGP</u></a>	6	1922	NA	NA
<a href="#"><u>MOBILITY RADEON 7500</u></a>	3	1999	NA	NA
<a href="#"><u>MOBILITY RADEON 9000</u></a>	3	2008	NA	NA
<a href="#"><u>MOBILITY RADEON 9000 IGP</u></a>	7	1904	NA	NA
<a href="#"><u>MOBILITY RADEON 9000/9100 IGP</u></a>	5	1936	NA	NA
<a href="#"><u>MOBILITY RADEON 9100 IGP</u></a>	2	2018	NA	NA
<a href="#"><u>MOBILITY RADEON 9200</u></a>	3	2017	NA	NA
<a href="#"><u>MOBILITY RADEON 9550</u></a>	30	1819	NA	NA
<a href="#"><u>MOBILITY RADEON 9600</u></a>	36	1784	NA	NA
<a href="#"><u>MOBILITY RADEON 9600 PRO TURBO</u></a>	24	1840	NA	NA
<a href="#"><u>MOBILITY RADEON 9600/9700</u></a>	39	1769	NA	NA
<a href="#"><u>MOBILITY RADEON 9700</u></a>	27	1827	NA	NA
<a href="#"><u>MOBILITY RADEON 9800</u></a>	46	1743	NA	NA
<a href="#"><u>Mobility Radeon HD 2300</u></a>	50	1729	NA	NA
<a href="#"><u>Mobility Radeon HD 2400</u></a>	89	1603	NA	NA
<a href="#"><u>Mobility Radeon HD 2400 XT</u></a>	102	1560	NA	NA
<a href="#"><u>Mobility Radeon HD 2600</u></a>	167	1425	NA	NA
<a href="#"><u>Mobility Radeon HD 2600 XT</u></a>	191	1400	NA	NA
<a href="#"><u>Mobility Radeon HD 3400 Serisi</u></a>	111	1535	NA	NA
<a href="#"><u>Mobility Radeon HD 3410</u></a>	62	1687	NA	NA
<a href="#"><u>Mobility Radeon HD 3430</u></a>	98	1573	NA	NA
<a href="#"><u>Mobility Radeon HD 3450</u></a>	91	1599	NA	NA
<a href="#"><u>Mobility Radeon HD 3470</u></a>	93	1586	NA	NA
<a href="#"><u>Mobility Radeon HD 3470 Hybrid X2</u></a>	93	1584	NA	NA
<a href="#"><u>Mobility Radeon HD 3650</u></a>	136	1467	NA	NA
<a href="#"><u>Mobility Radeon HD 3670</u></a>	232	1351	NA	NA
<a href="#"><u>Mobility Radeon HD 3850</u></a>	365	1230	NA	NA
<a href="#"><u>Mobility Radeon HD 3870</u></a>	547	1056	NA	NA
<a href="#"><u>Mobility Radeon HD 3870 X2</u></a>	564	1035	NA	NA

CPU Benchmarks

Video Card Benchmarks

Hard Drive Benchmarks

RAM

PC Systems

Android

iOS / iPhone

Videocard Name	Passmark G3D Mark (higher is better)	Rank (lower is better)	Videocard Value (higher is better)	Price (USD)
<a href="#"><u>Mobility Radeon HD 4200</u></a>	90	1601	NA	NA
Videocard Name	Passmark G3D Mark (higher is better)	Rank (lower is better)	Videocard Value (higher is better)	Price (USD)
<a href="#"><u>Mobility Radeon HD 4225</u></a>	66	1679	NA	NA
<a href="#"><u>Mobility Radeon HD 4250</u></a>	98	1571	NA	NA
<a href="#"><u>Mobility Radeon HD 4270</u></a>	92	1588	NA	NA
<a href="#"><u>Mobility Radeon HD 4300 Serisi</u></a>	73	1650	NA	NA
<a href="#"><u>Mobility Radeon HD 4330</u></a>	135	1469	NA	NA
<a href="#"><u>Mobility Radeon HD 4350</u></a>	148	1445	NA	NA
<a href="#"><u>Mobility Radeon HD 4550</u></a>	191	1402	NA	NA
<a href="#"><u>Mobility Radeon HD 4570</u></a>	129	1482	NA	NA
<a href="#"><u>Mobility Radeon HD 4650</u></a>	401	1210	NA	NA
<a href="#"><u>Mobility Radeon HD 4670</u></a>	463	1147	NA	NA
<a href="#"><u>Mobility Radeon HD 4830</u></a>	511	1094	NA	NA
<a href="#"><u>Mobility Radeon HD 4850</u></a>	866	733	NA	NA
<a href="#"><u>Mobility Radeon HD 4870</u></a>	719	864	NA	NA
<a href="#"><u>Mobility Radeon HD 5000</u></a>	773	806	NA	NA
<a href="#"><u>Mobility Radeon HD 5000 Serisi</u></a>	478	1126	NA	NA
<a href="#"><u>Mobility Radeon HD 5165</u></a>	284	1300	NA	NA
<a href="#"><u>Mobility Radeon HD 530v</u></a>	174	1419	NA	NA
<a href="#"><u>Mobility Radeon HD 540v</u></a>	188	1405	NA	NA
<a href="#"><u>Mobility Radeon HD 5430</u></a>	181	1410	NA	NA
<a href="#"><u>Mobility Radeon HD 5450</u></a>	214	1373	NA	NA
<a href="#"><u>Mobility Radeon HD 545v</u></a>	199	1391	NA	NA
<a href="#"><u>Mobility Radeon HD 5470</u></a>	236	1347	NA	NA
<a href="#"><u>Mobility Radeon HD 550v</u></a>	266	1315	NA	NA
<a href="#"><u>Mobility Radeon HD 5570</u></a>	601	996	NA	NA
<a href="#"><u>Mobility Radeon HD 560v</u></a>	318	1275	NA	NA
<a href="#"><u>Mobility Radeon HD 5650</u></a>	455	1157	NA	NA
<a href="#"><u>Mobility Radeon HD 565v</u></a>	353	1238	NA	NA
<a href="#"><u>Mobility Radeon HD 5730</u></a>	621	969	NA	NA
<a href="#"><u>Mobility Radeon HD 5850</u></a>	763	813	NA	NA
<a href="#"><u>Mobility Radeon HD 5870</u></a>	1035	624	NA	NA
<a href="#"><u>Mobility Radeon HD serie 4200</u></a>	96	1580	NA	NA
<a href="#"><u>Mobility Radeon X1300</u></a>	39	1767	NA	NA

CPU Benchmarks

Video Card Benchmarks

Hard Drive Benchmarks

RAM

PC Systems

Android

iOS / iPhone

Videocard Name	Passmark G3D Mark (higher is better)	Rank (lower is better)	Videocard Value (higher is better)	Price (USD)
<a href="#"><u>Mobility Radeon X1350</u></a>	39	1766	NA	NA
<a href="#"><u>Mobility Radeon X1400</u></a>	42	1755	NA	NA
<a href="#"><u>Mobility Radeon X1450</u></a>	33	1799	NA	NA
<a href="#"><u>Mobility Radeon X1600</u></a>	92	1592	NA	NA
<a href="#"><u>Mobility Radeon X1700</u></a>	104	1552	NA	NA
<a href="#"><u>MOBILITY RADEON X1800</u></a>	130	1479	NA	NA
<a href="#"><u>Mobility Radeon X1900</u></a>	134	1470	NA	NA
<a href="#"><u>Mobility Radeon X2300</u></a>	48	1738	NA	NA
<a href="#"><u>Mobility Radeon X2300 HD</u></a>	48	1737	NA	NA
<a href="#"><u>Mobility Radeon X2500</u></a>	81	1623	NA	NA
<a href="#"><u>MOBILITY RADEON X300</u></a>	33	1797	NA	NA
<a href="#"><u>MOBILITY RADEON X600</u></a>	50	1731	NA	NA
<a href="#"><u>MOBILITY RADEON X600 SE</u></a>	49	1734	NA	NA
<a href="#"><u>MOBILITY RADEON X700</u></a>	66	1676	NA	NA
<a href="#"><u>MOBILITY RADEON X700 XL</u></a>	59	1697	NA	NA
<a href="#"><u>MOBILITY RADEON XPRESS 200</u></a>	27	1830	NA	NA
<a href="#"><u>Mobility Radeon. HD 5470</u></a>	215	1371	NA	NA
Videocard Name	Passmark G3D Mark (higher is better)	Rank (lower is better)	Videocard Value (higher is better)	Price (USD)
<a href="#"><u>MOBILITY/RADEON 9000</u></a>	4	1981	NA	NA
<a href="#"><u>MONSTER GeForce GTX 675M</u></a>	2637	319	NA	NA
<a href="#"><u>MxGPU</u></a>	1826	414	NA	NA
<a href="#"><u>N16P-GX</u></a>	1204	552	NA	NA
<a href="#"><u>N18E-Q1</u></a>	2525	328	NA	NA
<a href="#"><u>nForce 750a SLI</u></a>	83	1618	NA	NA
<a href="#"><u>nForce 760i SLI</u></a>	140	1458	NA	NA
<a href="#"><u>nForce 780a SLI</u></a>	92	1593	NA	NA
<a href="#"><u>nForce 980a/780a SLI</u></a>	81	1627	NA	NA
<a href="#"><u>NV44</u></a>	15	1874	NA	NA
<a href="#"><u>NVIDIA TITAN X</u></a>	13659	33	<a href="#"><u>22.46</u></a>	<a href="#"><u>\$608.10*</u></a>
<a href="#"><u>NVIDIA TITAN Xp</u></a>	17019	12	<a href="#"><u>12.17</u></a>	<a href="#"><u>\$1,398.68*</u></a>
<a href="#"><u>NVS 2100M</u></a>	184	1407	NA	NA
<a href="#"><u>NVS 300</u></a>	181	1409	<a href="#"><u>13.00</u></a>	<a href="#"><u>\$14.00*</u></a>
<a href="#"><u>NVS 310</u></a>	244	1339	<a href="#"><u>4.07</u></a>	<a href="#"><u>\$59.98*</u></a>
<a href="#"><u>NVS 3100M</u></a>	118	1509	NA	NA

CPU Benchmarks	Video Card Benchmarks	Hard Drive Benchmarks	RAM	PC Systems	Android	iOS / iPhone
Videocard Name		Passmark G3D Mark (higher is better)	Rank (lower is better)	Videocard Value (higher is better)	Price (USD)	
	<a href="#">NVS 315</a>	319	1272	<a href="#">5.32</a>	<a href="#">\$59.98*</a>	
	<a href="#">NVS 4200M</a>	263	1320	<a href="#">0.66</a>	<a href="#">\$399.00*</a>	
	<a href="#">NVS 510</a>	774	802	<a href="#">5.46</a>	<a href="#">\$141.99*</a>	
	<a href="#">NVS 5100M</a>	219	1363	NA	NA	
	<a href="#">NVS 5200M</a>	556	1045	NA	NA	
	<a href="#">NVS 5400M</a>	650	938	NA	NA	
	<a href="#">NVS 810</a>	1015	634	<a href="#">1.62</a>	<a href="#">\$624.99*</a>	
	<a href="#">OPAL XT/GL</a>	1053	615	NA	NA	
	<a href="#">OpenXT Display Driver</a>	30	1815	NA	NA	
	<a href="#">P104-100</a>	4449	192	NA	NA	
	<a href="#">P106-100</a>	3801	234	NA	NA	
	<a href="#">PHDGD Ivy 4</a>	374	1222	NA	NA	
	<a href="#">PHDGD Ivy 5</a>	445	1168	NA	NA	
	<a href="#">PHDGD Quantic C3</a>	116	1517	NA	NA	
	<a href="#">PHDGD Sapphire GR for Mobile Intel 965</a>	25	1835	NA	NA	
	<a href="#">PHDGD Solo 1.2.0 x86</a>	11	1886	NA	NA	
	<a href="#">PHDGD Solo 2 x64</a>	20	1858	NA	NA	
	<a href="#">Professional HD Driver</a>	653	932	NA	NA	
	<a href="#">Q12U-1</a>	5164	169	NA	NA	
	<a href="#">Quadro 1000M</a>	603	994	<a href="#">11.07</a>	<a href="#">\$54.50*</a>	
	<a href="#">Quadro 1100M</a>	755	823	NA	NA	
	<a href="#">Quadro 2000</a>	957	671	<a href="#">9.58</a>	<a href="#">\$99.99*</a>	
	<a href="#">Quadro 2000 D</a>	1239	537	NA	NA	
	<a href="#">Quadro 2000D</a>	986	652	<a href="#">5.80</a>	<a href="#">\$170.00*</a>	
	<a href="#">Quadro 2000M</a>	837	751	<a href="#">17.99</a>	<a href="#">\$46.56*</a>	
	<a href="#">Quadro 2100M</a>	1100	595	NA	NA	
	<a href="#">Quadro 280 NVS PCIe</a>	5	1932	NA	NA	
	<a href="#">Quadro 3000M</a>	1145	567	<a href="#">16.37</a>	<a href="#">\$69.99*</a>	
	<a href="#">Quadro 400</a>	190	1404	<a href="#">4.76</a>	<a href="#">\$39.99*</a>	
	<a href="#">Quadro 4000</a>	1536	464	<a href="#">1.73</a>	<a href="#">\$889.99</a>	
	<a href="#">Quadro 4000M</a>	1303	522	<a href="#">14.32</a>	<a href="#">\$91.01*</a>	
	<a href="#">Quadro 410</a>	438	1178	<a href="#">3.40</a>	<a href="#">\$129.00*</a>	
	<a href="#">Quadro 5000</a>	2500	330	<a href="#">1.09</a>	<a href="#">\$2,303.99</a>	
Videocard Name	Passmark G3D Mark	Rank (lower is better)	Videocard Value (higher is better)	Price (USD)		

CPU Benchmarks	Video Card Benchmarks	Hard Drive Benchmarks	RAM	PC Systems	Android	iOS / iPhone
Videocard Name		Passmark G3D Mark (higher is better)	Rank (lower is better)	Videocard Value (higher is better)	Price (USD)	
	<a href="#">Quadro 5000M</a>	2059	374	NA	NA	
	<a href="#">Quadro 500M</a>	664	919	<a href="#">2.41</a>	<a href="#">\$275.14*</a>	
	<a href="#">Quadro 5010M</a>	1833	412	<a href="#">7.77</a>	<a href="#">\$235.95*</a>	
	<a href="#">Quadro 600</a>	566	1032	<a href="#">9.44</a>	<a href="#">\$59.99*</a>	
	<a href="#">Quadro 6000</a>	3128	277	<a href="#">0.80</a>	<a href="#">\$3.899.99</a>	
	<a href="#">Quadro 7000</a>	4107	213	NA	NA	
	<a href="#">Quadro CX</a>	947	679	<a href="#">6.32</a>	<a href="#">\$149.95*</a>	
	<a href="#">Quadro FX 1000</a>	34	1793	NA	NA	
	<a href="#">Quadro FX 1100</a>	35	1785	<a href="#">0.17</a>	<a href="#">\$212.99*</a>	
	<a href="#">Quadro FX 1300</a>	34	1792	NA	NA	
	<a href="#">Quadro FX 1400</a>	103	1556	<a href="#">0.42</a>	<a href="#">\$245.01*</a>	
	<a href="#">Quadro FX 1500</a>	182	1408	<a href="#">1.59</a>	<a href="#">\$115.01*</a>	
	<a href="#">Quadro FX 1500M</a>	171	1421	NA	NA	
	<a href="#">Quadro FX 1600M</a>	213	1374	<a href="#">1.42</a>	<a href="#">\$149.90*</a>	
	<a href="#">Quadro FX 1700</a>	122	1497	<a href="#">4.47</a>	<a href="#">\$27.50*</a>	
	<a href="#">Quadro FX 1700M</a>	180	1412	NA	NA	
	<a href="#">Quadro FX 1800</a>	402	1209	<a href="#">4.02</a>	<a href="#">\$99.99*</a>	
	<a href="#">Quadro FX 1800M</a>	511	1095	NA	NA	
	<a href="#">Quadro FX 2000</a>	18	1866	NA	NA	
	<a href="#">Quadro FX 2500M</a>	217	1367	<a href="#">12.45</a>	<a href="#">\$17.50*</a>	
	<a href="#">Quadro FX 2700</a>	543	1064	NA	NA	
	<a href="#">Quadro FX 2700M</a>	528	1078	<a href="#">5.29</a>	<a href="#">\$99.95*</a>	
	<a href="#">Quadro FX 2800M</a>	414	1199	<a href="#">8.30</a>	<a href="#">\$49.95*</a>	
	<a href="#">Quadro FX 3000</a>	69	1667	<a href="#">0.41</a>	<a href="#">\$166.61*</a>	
	<a href="#">Quadro FX 3400/4400</a>	104	1553	NA	NA	
	<a href="#">Quadro FX 3450</a>	148	1444	<a href="#">1.24</a>	<a href="#">\$119.99*</a>	
	<a href="#">Quadro FX 3450/4000 SDI</a>	134	1471	NA	NA	
	<a href="#">Quadro FX 350</a>	85	1609	NA	NA	
	<a href="#">Quadro FX 3500</a>	318	1273	<a href="#">4.62</a>	<a href="#">\$68.98*</a>	
	<a href="#">Quadro FX 3500M</a>	306	1282	<a href="#">3.06</a>	<a href="#">\$99.99*</a>	
	<a href="#">Quadro FX 350M</a>	62	1690	NA	NA	
	<a href="#">Quadro FX 3600M</a>	466	1140	NA	NA	
	<a href="#">Quadro FX 360M</a>	86	1607	NA	NA	
	<a href="#">Quadro FX 370</a>	83	1617	<a href="#">0.67</a>	<a href="#">\$125.00*</a>	

CPU Benchmarks

Video Card Benchmarks

Hard Drive Benchmarks

RAM

PC Systems

Android

iOS / iPhone

Videocard Name	Passmark G3D Mark (higher is better)	Rank (lower is better)	Videocard Value (higher is better)	Price (USD)
<a href="#">Quadro FX 370 Low Profile</a>	102	1558	NA	NA
<a href="#">Quadro FX 370 LP</a>	108	1544	NA	NA
<a href="#">Quadro FX 3700</a>	384	1217	<a href="#">4.27</a>	<a href="#">\$89.99*</a>
<a href="#">Quadro FX 3700M</a>	566	1031	<a href="#">0.61</a>	<a href="#">\$925.00*</a>
<a href="#">Quadro FX 370M</a>	93	1587	NA	NA
<a href="#">Quadro FX 380</a>	111	1536	<a href="#">1.53</a>	<a href="#">\$72.50*</a>
<a href="#">Quadro FX 380 LP</a>	142	1451	NA	NA
<a href="#">Quadro FX 3800</a>	764	811	<a href="#">7.72</a>	<a href="#">\$98.99*</a>
<a href="#">Quadro FX 3800M</a>	802	777	NA	NA
<a href="#">Quadro FX 380M</a>	165	1431	NA	NA
<a href="#">Quadro FX 4000</a>	101	1563	NA	NA
<a href="#">Quadro FX 4500</a>	205	1386	<a href="#">0.89</a>	<a href="#">\$230.33*</a>
<a href="#">Quadro FX 4500 X2</a>	236	1348	NA	NA
<a href="#">Quadro FX 4600</a>	448	1165	<a href="#">3.58</a>	<a href="#">\$124.98*</a>
<a href="#">Quadro FX 4700 X2</a>	676	906	NA	NA
Videocard Name	Passmark G3D Mark (higher is better)	Rank (lower is better)	Videocard Value (higher is better)	Price (USD)
<a href="#">Quadro FX 4800</a>	944	684	<a href="#">6.79</a>	<a href="#">\$138.98*</a>
<a href="#">Quadro FX 500/600 PCI</a>	14	1876	NA	NA
<a href="#">Quadro FX 500/FX 600</a>	7	1907	NA	NA
<a href="#">Quadro FX 540</a>	80	1631	<a href="#">1.35</a>	<a href="#">\$59.99*</a>
<a href="#">Quadro FX 550</a>	63	1686	<a href="#">0.43</a>	<a href="#">\$149.00*</a>
<a href="#">Quadro FX 5500</a>	242	1340	<a href="#">0.77</a>	<a href="#">\$315.99*</a>
<a href="#">Quadro FX 560</a>	113	1528	<a href="#">0.76</a>	<a href="#">\$150.25*</a>
<a href="#">Quadro FX 5600</a>	613	981	<a href="#">3.63</a>	<a href="#">\$168.98*</a>
<a href="#">Quadro FX 570</a>	115	1521	<a href="#">1.54</a>	<a href="#">\$74.99*</a>
<a href="#">Quadro FX 570M</a>	122	1500	NA	NA
<a href="#">Quadro FX 580</a>	169	1423	<a href="#">2.46</a>	<a href="#">\$68.89*</a>
<a href="#">Quadro FX 5800</a>	1127	579	<a href="#">6.30</a>	<a href="#">\$178.89*</a>
<a href="#">Quadro FX 770M</a>	296	1289	<a href="#">0.56</a>	<a href="#">\$527.00*</a>
<a href="#">Quadro FX 880M</a>	224	1354	NA	NA
<a href="#">Quadro FX Go1400</a>	101	1561	NA	NA
<a href="#">Quadro GP100</a>	12662	43	NA	NA
<a href="#">Quadro GV100</a>	12721	42	<a href="#">1.41</a>	<a href="#">\$8,999.00*</a>
<a href="#">Quadro K1000M</a>	736	849	<a href="#">10.53</a>	<a href="#">\$69.95*</a>



CPU Benchmarks

Video Card Benchmarks

Hard Drive Benchmarks

RAM

PC Systems

Android

iOS / iPhone

Videocard Name	Passmark G3D Mark (higher is better)	Rank (lower is better)	Videocard Value (higher is better)	Price (USD)
<a href="#">Quadro K1100M</a>	1102	592	<a href="#">22.08</a>	<a href="#">\$49.95*</a>
<a href="#">Quadro K1200</a>	2918	297	<a href="#">15.29</a>	<a href="#">\$190.89*</a>
<a href="#">Quadro K2000</a>	1541	461	<a href="#">12.85</a>	<a href="#">\$120.00*</a>
<a href="#">Quadro K2000D</a>	1656	446	<a href="#">11.83</a>	<a href="#">\$140.00*</a>
<a href="#">Quadro K2000M</a>	1051	616	<a href="#">7.30</a>	<a href="#">\$144.04*</a>
<a href="#">Quadro K2100M</a>	1388	497	<a href="#">2.52</a>	<a href="#">\$550.00*</a>
<a href="#">Quadro K2200</a>	3558	246	<a href="#">28.89</a>	<a href="#">\$123.18*</a>
<a href="#">Quadro K2200M</a>	3790	235	<a href="#">30.34</a>	<a href="#">\$124.95*</a>
<a href="#">Quadro K3000M</a>	1669	444	<a href="#">10.77</a>	<a href="#">\$155.00*</a>
<a href="#">Quadro K3100M</a>	2286	346	<a href="#">5.72</a>	<a href="#">\$399.95*</a>
<a href="#">Quadro K4000</a>	2664	315	<a href="#">15.14</a>	<a href="#">\$175.99*</a>
<a href="#">Quadro K4000M</a>	1950	393	<a href="#">3.25</a>	<a href="#">\$599.99*</a>
<a href="#">Quadro K4100M</a>	2718	309	<a href="#">13.73</a>	<a href="#">\$198.02*</a>
<a href="#">Quadro K420</a>	728	853	<a href="#">3.87</a>	<a href="#">\$188.32*</a>
<a href="#">Quadro K4200</a>	4198	209	<a href="#">17.50</a>	<a href="#">\$239.99*</a>
<a href="#">Quadro K5000</a>	3923	226	<a href="#">10.19</a>	<a href="#">\$384.98*</a>
<a href="#">Quadro K5000M</a>	2572	324	<a href="#">6.61</a>	<a href="#">\$389.25*</a>
<a href="#">Quadro K5100M</a>	2934	294	<a href="#">10.26</a>	<a href="#">\$285.99*</a>
<a href="#">Quadro K510M</a>	651	934	NA	NA
<a href="#">Quadro K5200</a>	5756	149	<a href="#">6.31</a>	<a href="#">\$912.82</a>
<a href="#">Quadro K600</a>	750	829	<a href="#">21.46</a>	<a href="#">\$34.99*</a>
<a href="#">Quadro K6000</a>	8337	96	<a href="#">11.51</a>	<a href="#">\$724.28*</a>
<a href="#">Quadro K610M</a>	695	887	<a href="#">9.28</a>	<a href="#">\$75.00*</a>
<a href="#">Quadro K620</a>	2274	348	<a href="#">16.38</a>	<a href="#">\$138.83*</a>
<a href="#">Quadro K620M</a>	1135	573	NA	NA
<a href="#">Quadro M1000M</a>	2857	301	<a href="#">33.23</a>	<a href="#">\$85.99*</a>
<a href="#">Quadro M1200</a>	3580	242	NA	NA
<a href="#">Quadro M2000</a>	4285	202	<a href="#">14.33</a>	<a href="#">\$298.99*</a>
<a href="#">Quadro M2000M</a>	3511	249	<a href="#">12.54</a>	<a href="#">\$279.95*</a>
<a href="#">Quadro M2200</a>	4005	220	<a href="#">16.02</a>	<a href="#">\$249.99*</a>
<a href="#">Quadro M3000M</a>	5028	173	<a href="#">31.44</a>	<a href="#">\$159.95*</a>
Videocard Name	Passmark G3D Mark (higher is better)	Rank (lower is better)	Videocard Value (higher is better)	Price (USD)
<a href="#">Quadro M4000</a>	6489	127	<a href="#">23.26</a>	<a href="#">\$279.00*</a>
<a href="#">Quadro M4000M</a>	6253	133	NA	NA

CPU Benchmarks	Video Card Benchmarks	Hard Drive Benchmarks	RAM	PC Systems	Android	iOS / iPhone
	Videocard Name	Passmark G3D Mark (higher is better)	Rank (lower is better)	Videocard Value (higher is better)	Price (USD)	
	<a href="#">Quadro M5000</a>	9147	86	<a href="#">14.10</a>	<a href="#">\$648.99*</a>	
	<a href="#">Quadro M5000M</a>	6134	137	<a href="#">12.27</a>	<a href="#">\$499.95*</a>	
	<a href="#">Quadro M500M</a>	1097	596	NA	NA	
	<a href="#">Quadro M520</a>	1632	450	NA	NA	
	<a href="#">Quadro M5500</a>	7915	103	NA	NA	
	<a href="#">Quadro M6000</a>	11174	60	<a href="#">10.60</a>	<a href="#">\$1,054.03*</a>	
	<a href="#">Quadro M6000 24GB</a>	12244	46	NA	NA	
	<a href="#">Quadro M600M</a>	1932	395	<a href="#">18.76</a>	<a href="#">\$102.99*</a>	
	<a href="#">Quadro M620</a>	2862	300	NA	NA	
	<a href="#">Quadro NVS 110M</a>	47	1740	NA	NA	
	<a href="#">Quadro NVS 120M</a>	46	1742	NA	NA	
	<a href="#">Quadro NVS 130M</a>	59	1702	NA	NA	
	<a href="#">Quadro NVS 135M</a>	56	1711	NA	NA	
	<a href="#">Quadro NVS 140M</a>	89	1604	NA	NA	
	<a href="#">Quadro NVS 150M</a>	92	1591	NA	NA	
	<a href="#">Quadro NVS 160M</a>	64	1683	NA	NA	
	<a href="#">Quadro NVS 210S</a>	23	1845	NA	NA	
	<a href="#">Quadro NVS 210S / GeForce 6150LE</a>	20	1857	NA	NA	
	<a href="#">Quadro NVS 280 PCI</a>	8	1902	<a href="#">0.14</a>	<a href="#">\$59.50*</a>	
	<a href="#">Quadro NVS 280 SD</a>	2	2039	NA	NA	
	<a href="#">Quadro NVS 285</a>	35	1787	<a href="#">1.26</a>	<a href="#">\$27.99*</a>	
	<a href="#">Quadro NVS 285 128MB</a>	38	1774	<a href="#">0.70</a>	<a href="#">\$55.00*</a>	
	<a href="#">Quadro NVS 290</a>	90	1602	<a href="#">2.01</a>	<a href="#">\$45.00*</a>	
	<a href="#">Quadro NVS 295</a>	90	1600	<a href="#">1.27</a>	<a href="#">\$71.47</a>	
	<a href="#">Quadro NVS 320M</a>	204	1388	NA	NA	
	<a href="#">Quadro NVS 420</a>	98	1570	<a href="#">0.29</a>	<a href="#">\$335.20*</a>	
	<a href="#">Quadro NVS 440</a>	37	1777	<a href="#">0.30</a>	<a href="#">\$124.99*</a>	
	<a href="#">Quadro NVS 450</a>	73	1648	<a href="#">0.52</a>	<a href="#">\$139.99*</a>	
	<a href="#">Quadro NVS 510M</a>	253	1330	NA	NA	
	<a href="#">Quadro NVS 55/280 PCI</a>	6	1926	NA	NA	
	<a href="#">Quadro P1000</a>	4066	216	<a href="#">12.79</a>	<a href="#">\$317.99</a>	
	<a href="#">Quadro P2000</a>	7109	117	<a href="#">16.57</a>	<a href="#">\$428.99</a>	
	<a href="#">Quadro P2000 with Max-Q Design</a>	5289	163	NA	NA	
	<a href="#">Quadro P2200</a>	9441	79	<a href="#">22.75</a>	<a href="#">\$414.99</a>	

CPU Benchmarks

Video Card Benchmarks

Hard Drive Benchmarks

RAM

PC Systems

Android

iOS / iPhone

Videocard Name	Passmark G3D Mark (higher is better)	Rank (lower is better)	Videocard Value (higher is better)	Price (USD)
<a href="#">Quadro P3000</a>	6522	126	NA	NA
<a href="#">Quadro P3200</a>	6084	139	NA	NA
<a href="#">Quadro P3200 with Max-Q Design</a>	9012	90	NA	NA
<a href="#">Quadro P400</a>	1693	437	<a href="#">14.36</a>	<a href="#">\$117.99</a>
<a href="#">Quadro P4000</a>	11175	59	<a href="#">13.03</a>	<a href="#">\$858.00*</a>
<a href="#">Quadro P4000 with Max-Q Design</a>	9082	87	NA	NA
<a href="#">Quadro P4200</a>	12019	48	NA	NA
<a href="#">Quadro P4200 with Max-Q Design</a>	11940	49	NA	NA
<a href="#">Quadro P500</a>	1723	433	NA	NA
<a href="#">Quadro P5000</a>	12275	45	<a href="#">6.46</a>	<a href="#">\$1,899.99</a>
<a href="#">Quadro P520</a>	1959	388	<a href="#">1.31</a>	<a href="#">\$1,499.00*</a>
<a href="#">Quadro P5200</a>	9185	85	NA	NA
<a href="#">Quadro P5200 with Max-Q Design</a>	9796	73	NA	NA
Videocard Name	Passmark G3D Mark (higher is better)	Rank (lower is better)	Videocard Value (higher is better)	Price (USD)
<a href="#">Quadro P600</a>	3203	271	<a href="#">13.29</a>	<a href="#">\$241.04*</a>
<a href="#">Quadro P6000</a>	15556	22	<a href="#">5.66</a>	<a href="#">\$2,749.99*</a>
<a href="#">Quadro P620</a>	3676	238	<a href="#">21.01</a>	<a href="#">\$174.99</a>
<a href="#">Quadro RTX 3000</a>	10875	63	NA	NA
<a href="#">Quadro RTX 3000 with Max-Q Design</a>	9402	83	NA	NA
<a href="#">Quadro RTX 4000</a>	15955	20	<a href="#">17.75</a>	<a href="#">\$899.00*</a>
<a href="#">Quadro RTX 4000 with Max-Q Design</a>	11185	58	NA	NA
<a href="#">Quadro RTX 5000</a>	16879	15	NA	NA
<a href="#">Quadro RTX 5000 (Mobile)</a>	14967	24	NA	NA
<a href="#">Quadro RTX 5000 with Max-Q Design</a>	11722	53	NA	NA
<a href="#">Quadro RTX 6000</a>	18350	7	<a href="#">2.91</a>	<a href="#">\$6,300.00*</a>
<a href="#">Quadro RTX 8000</a>	18466	6	<a href="#">3.89</a>	<a href="#">\$4,741.49*</a>
<a href="#">Quadro T1000</a>	6385	130	NA	NA
<a href="#">Quadro T2000</a>	6698	123	NA	NA
<a href="#">Quadro2 MXR/EX</a>	4	1969	NA	NA
<a href="#">Quadro2 Pro</a>	1	2054	NA	NA
<a href="#">Quadro4 380 XGL</a>	6	1916	NA	NA
<a href="#">Quadro4 900 XGL</a>	4	1952	NA	NA
<a href="#">Quadro4 980 XGL</a>	5	1950	<a href="#">0.01</a>	<a href="#">\$341.43*</a>
Qualcomm Adreno 630 GPU	249	1334	NA	NA

CPU Benchmarks

Video Card Benchmarks

Hard Drive Benchmarks

RAM

PC Systems

Android

iOS / iPhone

Videocard Name	Passmark G3D Mark (higher is better)	Rank (lower is better)	Videocard Value (higher is better)	Price (USD)
<u>QXL KMDOD</u>	18	1860	NA	NA
<u>Radeon 2100</u>	59	1698	<a href="#">0.46</a>	<a href="#">\$129.99</a>
<u>Radeon 3000</u>	98	1572	<a href="#">0.31</a>	<a href="#">\$319.00*</a>
<u>Radeon 3100</u>	73	1647	<a href="#">0.45</a>	<a href="#">\$164.99</a>
<u>Radeon 520</u>	861	739	NA	NA
<u>Radeon 530</u>	928	691	NA	NA
<u>Radeon 535</u>	1162	562	NA	NA
<u>Radeon 535DX</u>	862	736	NA	NA
<u>Radeon 540</u>	1443	485	NA	NA
<u>Radeon 540X</u>	1433	487	NA	NA
<u>Radeon 550X</u>	1613	452	NA	NA
<u>Radeon 620</u>	918	698	NA	NA
<u>Radeon 6600M</u>	574	1027	NA	NA
<u>Radeon 6750M</u>	911	705	NA	NA
<u>Radeon 7000 / Radeon VE</u>	2	2027	NA	NA
<u>RADEON 7000 / RADEON VE Family</u>	3	1991	NA	NA
<u>RADEON 7200</u>	2	2021	<a href="#">0.00</a>	<a href="#">\$599.99*</a>
<u>RADEON 7500</u>	3	2011	<a href="#">0.10</a>	<a href="#">\$32.12*</a>
<u>RADEON 7500 Family</u>	4	1960	NA	NA
<u>RADEON 8500 Family</u>	6	1917	NA	NA
<u>RADEON 9000</u>	4	1964	NA	NA
<u>RADEON 9000 Family</u>	3	2001	NA	NA
<u>RADEON 9100 Family</u>	6	1925	NA	NA
<u>RADEON 9100 IGP</u>	5	1942	NA	NA
<u>RADEON 9200</u>	3	1998	<a href="#">0.09</a>	<a href="#">\$39.95*</a>
<u>RADEON 9200 LE Family</u>	2	2032	NA	NA
<u>RADEON 9200 PRO Family</u>	2	2022	NA	NA
<u>RADEON 9200 SE</u>	2	2035	NA	NA
<u>RADEON 9250</u>	2	2033	<a href="#">0.03</a>	<a href="#">\$79.95*</a>
Videocard Name	Passmark G3D Mark (higher is better)	Rank (lower is better)	Videocard Value (higher is better)	Price (USD)
<u>RADEON 9500</u>	36	1782	<a href="#">0.90</a>	<a href="#">\$40.50*</a>
<u>RADEON 9500 PRO / 9700</u>	41	1758	NA	NA
<u>RADEON 9550</u>	34	1790	<a href="#">1.09</a>	<a href="#">\$31.88*</a>
<u>Radeon 9550 / X1050</u>	29	1824	NA	NA

CPU Benchmarks	Video Card Benchmarks	Hard Drive Benchmarks	RAM	PC Systems	Android	iOS / iPhone
Videocard Name		Passmark G3D Mark (higher is better)	Rank (lower is better)	Videocard Value (higher is better)	Price (USD)	
	<a href="#"><u>RADEON 9600 Family</u></a>	25	1839	NA	NA	
	<a href="#"><u>RADEON 9600 PRO</u></a>	42	1756	NA	NA	
	<a href="#"><u>RADEON 9600 PRO Family</u></a>	26	1832	NA	NA	
	<a href="#"><u>RADEON 9600 TX Family</u></a>	18	1862	NA	NA	
	<a href="#"><u>RADEON 9600 XT</u></a>	35	1788	NA	NA	
	<a href="#"><u>RADEON 9600SE</u></a>	27	1829	NA	NA	
	<a href="#"><u>RADEON 9700 PRO</u></a>	53	1718	NA	NA	
	<a href="#"><u>RADEON 9800</u></a>	57	1708	<a href="#"><u>0.27</u></a>	<a href="#"><u>\$210.52*</u></a>	
	<a href="#"><u>RADEON 9800 PRO</u></a>	59	1699	NA	NA	
	<a href="#"><u>RADEON 9800 SE</u></a>	23	1846	NA	NA	
	<a href="#"><u>RADEON 9800 XT</u></a>	56	1712	NA	NA	
	<a href="#"><u>RADEON A9800XT</u></a>	22	1851	NA	NA	
	<a href="#"><u>RADEON E2400</u></a>	51	1723	NA	NA	
	<a href="#"><u>RADEON E4690</u></a>	405	1208	NA	NA	
	<a href="#"><u>Radeon E6460</u></a>	323	1266	NA	NA	
	<a href="#"><u>Radeon E6465</u></a>	164	1434	NA	NA	
	<a href="#"><u>Radeon E6760</u></a>	973	660	<a href="#"><u>4.06</u></a>	<a href="#"><u>\$239.99*</u></a>	
	<a href="#"><u>Radeon E8860</u></a>	1577	456	NA	NA	
	<a href="#"><u>Radeon E8870PCIe</u></a>	3368	258	NA	NA	
	<a href="#"><u>Radeon HD 2350</u></a>	76	1638	NA	NA	
	<a href="#"><u>Radeon HD 2400</u></a>	120	1504	<a href="#"><u>4.85</u></a>	<a href="#"><u>\$24.88*</u></a>	
	<a href="#"><u>Radeon HD 2400 PCI</u></a>	14	1877	NA	NA	
	<a href="#"><u>Radeon HD 2400 Pro</u></a>	114	1525	NA	NA	
	<a href="#"><u>Radeon HD 2400 XT</u></a>	118	1507	NA	NA	
	<a href="#"><u>Radeon HD 2600 PRO</u></a>	211	1379	NA	NA	
	<a href="#"><u>Radeon HD 2600 Pro AGP</u></a>	110	1538	NA	NA	
	<a href="#"><u>Radeon HD 2600 XT</u></a>	282	1302	NA	NA	
	<a href="#"><u>Radeon HD 2900 GT</u></a>	292	1295	NA	NA	
	<a href="#"><u>Radeon HD 2900 PRO</u></a>	627	961	NA	NA	
	<a href="#"><u>Radeon HD 2900 XT</u></a>	659	925	NA	NA	
	<a href="#"><u>Radeon HD 3000</u></a>	95	1581	NA	NA	
	<a href="#"><u>Radeon HD 3200</u></a>	82	1620	NA	NA	
	<a href="#"><u>Radeon HD 3300</u></a>	126	1488	NA	NA	
	<a href="#"><u>Radeon HD 3450</u></a>	73	1646	<a href="#"><u>1.64</u></a>	<a href="#"><u>\$44.98*</u></a>	

CPU Benchmarks

Video Card Benchmarks

Hard Drive Benchmarks

RAM

PC Systems

Android

iOS / iPhone

Videocard Name	Passmark G3D Mark (higher is better)	Rank (lower is better)	Videocard Value (higher is better)	Price (USD)
<a href="#">Radeon HD 3470</a>	142	1452	NA	NA
<a href="#">Radeon HD 3650 AGP</a>	150	1443	NA	NA
<a href="#">Radeon HD 3670</a>	165	1429	NA	NA
<a href="#">Radeon HD 3850</a>	464	1145	NA	NA
<a href="#">Radeon HD 3850 AGP</a>	443	1170	NA	NA
<a href="#">Radeon HD 3850 X2</a>	822	768	NA	NA
<a href="#">Radeon HD 3870</a>	587	1012	<a href="#">2.10</a>	<a href="#">\$279.95*</a>
<a href="#">Radeon HD 3870 X2</a>	708	873	NA	NA
<a href="#">Radeon HD 4200</a>	111	1534	NA	NA
<a href="#">Radeon HD 4250</a>	122	1498	NA	NA
<a href="#">Radeon HD 4270</a>	109	1539	NA	NA
Videocard Name	Passmark G3D Mark (higher is better)	Rank (lower is better)	Videocard Value (higher is better)	Price (USD)
<a href="#">Radeon HD 4290</a>	140	1455	NA	NA
<a href="#">Radeon HD 4300/4500 Serisi</a>	155	1440	NA	NA
<a href="#">Radeon HD 4330</a>	117	1514	NA	NA
<a href="#">Radeon HD 4350</a>	101	1562	<a href="#">0.68</a>	<a href="#">\$149.95*</a>
<a href="#">Radeon HD 4550</a>	235	1349	<a href="#">1.86</a>	<a href="#">\$126.99*</a>
<a href="#">Radeon HD 4650</a>	277	1305	<a href="#">2.22</a>	<a href="#">\$124.99*</a>
<a href="#">Radeon HD 4650 AGP</a>	207	1382	NA	NA
<a href="#">Radeon HD 4670</a>	411	1200	<a href="#">3.74</a>	<a href="#">\$109.99*</a>
<a href="#">Radeon HD 4770</a>	946	680	NA	NA
<a href="#">Radeon HD 4810</a>	769	807	NA	NA
<a href="#">Radeon HD 4830</a>	864	734	<a href="#">14.41</a>	<a href="#">\$59.99*</a>
<a href="#">Radeon HD 4850</a>	860	740	<a href="#">20.19</a>	<a href="#">\$42.62*</a>
<a href="#">Radeon HD 4850 X2</a>	1132	576	NA	NA
<a href="#">Radeon HD 4870</a>	1205	550	<a href="#">9.27</a>	<a href="#">\$129.99*</a>
<a href="#">Radeon HD 4870 X2</a>	1309	516	NA	NA
<a href="#">Radeon HD 4890</a>	1524	468	<a href="#">13.86</a>	<a href="#">\$109.99*</a>
<a href="#">Radeon HD 5450</a>	231	1352	<a href="#">2.35</a>	<a href="#">\$98.68*</a>
<a href="#">Radeon HD 5470</a>	268	1313	NA	NA
<a href="#">Radeon HD 5550</a>	372	1224	<a href="#">6.78</a>	<a href="#">\$54.99*</a>
<a href="#">Radeon HD 5570</a>	443	1173	<a href="#">2.47</a>	<a href="#">\$179.42</a>
<a href="#">Radeon HD 5600/5700</a>	958	670	NA	NA
<a href="#">Radeon HD 5670</a>	799	780	<a href="#">16.70</a>	<a href="#">\$47.84*</a>

CPU Benchmarks

Video Card Benchmarks

Hard Drive Benchmarks

RAM

PC Systems

Android

iOS / iPhone

Videocard Name	Passmark G3D Mark (higher is better)	Rank (lower is better)	Videocard Value (higher is better)	Price (USD)
<a href="#">Radeon HD 5750</a>	1133	574	<a href="#">16.34</a>	<a href="#">\$69.41*</a>
<a href="#">Radeon HD 5770</a>	1351	505	<a href="#">3.66</a>	<a href="#">\$369.22*</a>
<a href="#">Radeon HD 5830</a>	1792	423	<a href="#">11.20</a>	<a href="#">\$159.99*</a>
<a href="#">Radeon HD 5850</a>	2118	368	<a href="#">26.48</a>	<a href="#">\$79.99*</a>
<a href="#">Radeon HD 5870</a>	2346	344	<a href="#">8.12</a>	<a href="#">\$289.00*</a>
<a href="#">Radeon HD 5970</a>	2394	339	<a href="#">7.26</a>	<a href="#">\$329.99*</a>
<a href="#">Radeon HD 6230</a>	221	1359	NA	NA
<a href="#">Radeon HD 6250</a>	114	1526	NA	NA
<a href="#">Radeon HD 6290</a>	121	1501	NA	NA
<a href="#">Radeon HD 6290M</a>	140	1457	NA	NA
<a href="#">Radeon HD 6300M</a>	159	1438	NA	NA
<a href="#">Radeon HD 6310</a>	125	1490	NA	NA
<a href="#">Radeon HD 6320</a>	153	1441	<a href="#">0.28</a>	<a href="#">\$554.99*</a>
<a href="#">Radeon HD 6320 Graphic</a>	216	1368	NA	NA
<a href="#">Radeon HD 6320M</a>	198	1393	NA	NA
<a href="#">RADEON HD 6350</a>	158	1439	<a href="#">4.40</a>	<a href="#">\$35.95*</a>
<a href="#">Radeon HD 6370D</a>	310	1281	NA	NA
<a href="#">Radeon HD 6370M</a>	275	1307	NA	NA
<a href="#">Radeon HD 6380G</a>	300	1287	<a href="#">0.75</a>	<a href="#">\$399.99*</a>
<a href="#">Radeon HD 6410D</a>	260	1322	NA	NA
<a href="#">Radeon HD 6430M</a>	192	1399	NA	NA
<a href="#">Radeon HD 6450</a>	195	1396	<a href="#">4.34</a>	<a href="#">\$44.99*</a>
<a href="#">Radeon HD 6450 + 8470D Dual</a>	762	814	NA	NA
<a href="#">Radeon HD 6450A</a>	260	1323	NA	NA
<a href="#">Radeon HD 6470M</a>	251	1331	<a href="#">0.44</a>	<a href="#">\$569.99*</a>
<a href="#">Radeon HD 6480G</a>	301	1285	NA	NA
<a href="#">Radeon HD 6480M</a>	353	1237	NA	NA
Videocard Name	Passmark G3D Mark (higher is better)	Rank (lower is better)	Videocard Value (higher is better)	Price (USD)
<a href="#">Radeon HD 6490M</a>	377	1219	<a href="#">0.32</a>	<a href="#">\$1,193.03*</a>
<a href="#">Radeon HD 6520G</a>	293	1294	NA	NA
<a href="#">Radeon HD 6530D</a>	343	1241	NA	NA
<a href="#">Radeon HD 6550A</a>	707	874	NA	NA
<a href="#">Radeon HD 6550D</a>	441	1177	NA	NA
<a href="#">Radeon HD 6570</a>	511	1096	<a href="#">10.23</a>	<a href="#">\$49.99*</a>

CPU Benchmarks

Video Card Benchmarks

Hard Drive Benchmarks

RAM

PC Systems

Android

iOS / iPhone

Videocard Name	Passmark G3D Mark (higher is better)	Rank (lower is better)	Videocard Value (higher is better)	Price (USD)
<a href="#">Radeon HD 6610M</a>	565	1033	NA	NA
<a href="#">Radeon HD 6620G</a>	430	1185	NA	NA
<a href="#">Radeon HD 6630M</a>	684	898	NA	NA
<a href="#">Radeon HD 6650A</a>	835	754	NA	NA
<a href="#">Radeon HD 6650M</a>	752	827	NA	NA
<a href="#">Radeon HD 6670</a>	700	883	<a href="#">6.80</a>	<a href="#">\$102.99*</a>
<a href="#">Radeon HD 6670 + 6670 Dual</a>	646	941	NA	NA
<a href="#">Radeon HD 6670 + 7660D Dual</a>	1492	473	NA	NA
<a href="#">Radeon HD 6670/7670</a>	945	681	NA	NA
<a href="#">Radeon HD 6700M</a>	1016	633	NA	NA
<a href="#">Radeon HD 6750</a>	1118	587	<a href="#">22.38</a>	<a href="#">\$49.99*</a>
<a href="#">Radeon HD 6750M</a>	937	686	NA	NA
<a href="#">Radeon HD 6770</a>	1192	554	<a href="#">15.49</a>	<a href="#">\$76.99*</a>
<a href="#">Radeon HD 6770M</a>	964	666	NA	NA
<a href="#">Radeon HD 6790</a>	1837	410	<a href="#">28.28</a>	<a href="#">\$64.99*</a>
<a href="#">Radeon HD 6800M</a>	835	755	NA	NA
<a href="#">Radeon HD 6850</a>	1998	383	<a href="#">12.09</a>	<a href="#">\$165.32*</a>
<a href="#">Radeon HD 6850 X2</a>	2534	326	NA	NA
<a href="#">Radeon HD 6870</a>	2201	356	<a href="#">14.67</a>	<a href="#">\$150.00*</a>
<a href="#">Radeon HD 6900M</a>	1761	427	NA	NA
<a href="#">Radeon HD 6950</a>	2710	311	<a href="#">18.28</a>	<a href="#">\$148.32*</a>
<a href="#">Radeon HD 6970</a>	2979	290	<a href="#">49.67</a>	<a href="#">\$59.99*</a>
<a href="#">Radeon HD 6970M</a>	2270	349	<a href="#">10.51</a>	<a href="#">\$215.99*</a>
<a href="#">Radeon HD 6990</a>	2932	295	<a href="#">18.33</a>	<a href="#">\$159.99*</a>
<a href="#">Radeon HD 7290</a>	117	1512	NA	NA
<a href="#">Radeon HD 7290M</a>	123	1495	NA	NA
<a href="#">Radeon HD 7310</a>	132	1475	NA	NA
<a href="#">Radeon HD 7310 - Carte graphique</a>	174	1420	NA	NA
<a href="#">Radeon HD 7310G</a>	180	1411	NA	NA
<a href="#">Radeon HD 7310M</a>	166	1428	NA	NA
<a href="#">Radeon HD 7340</a>	167	1426	<a href="#">0.30</a>	<a href="#">\$552.69*</a>
<a href="#">Radeon HD 7340G</a>	196	1395	NA	NA
<a href="#">Radeon HD 7340M</a>	221	1360	NA	NA
<a href="#">Radeon HD 7350</a>	215	1369	NA	NA



CPU Benchmarks

Video Card Benchmarks

Hard Drive Benchmarks

RAM

PC Systems

Android

iOS / iPhone

Videocard Name	Passmark G3D Mark (higher is better)	Rank (lower is better)	Videocard Value (higher is better)	Price (USD)
<a href="#">Radeon HD 7400G</a>	322	1268	NA	NA
<a href="#">Radeon HD 7420G</a>	389	1213	NA	NA
<a href="#">Radeon HD 7450</a>	238	1343	<a href="#">4.77</a>	<a href="#">\$49.99*</a>
<a href="#">Radeon HD 7450A</a>	288	1298	NA	NA
<a href="#">Radeon HD 7450M</a>	329	1258	NA	NA
<a href="#">Radeon HD 7470</a>	486	1123	<a href="#">25.93</a>	<a href="#">\$18.76*</a>
<a href="#">Radeon HD 7470M</a>	407	1204	NA	NA
<a href="#">Radeon HD 7480D</a>	357	1235	NA	NA
<a href="#">Radeon HD 7500G</a>	316	1277	NA	NA
Videocard Name	Passmark G3D Mark (higher is better)	Rank (lower is better)	Videocard Value (higher is better)	Price (USD)
<a href="#">Radeon HD 7500G + 7500M/7600M Dual</a>	616	977	NA	NA
<a href="#">Radeon HD 7500G + 7550M Dual</a>	497	1110	NA	NA
<a href="#">Radeon HD 7500G + HD 7500M/7600M Dual</a>	355	1236	NA	NA
<a href="#">Radeon HD 7520G</a>	338	1251	NA	NA
<a href="#">Radeon HD 7520G + 7400M Dual</a>	486	1122	NA	NA
<a href="#">Radeon HD 7520G + 7470M Dual</a>	542	1065	NA	NA
<a href="#">Radeon HD 7520G + 7500/7600 Dual</a>	582	1016	NA	NA
<a href="#">Radeon HD 7520G + 7600M Dual</a>	591	1004	NA	NA
<a href="#">Radeon HD 7520G + 7610M Dual</a>	588	1008	NA	NA
<a href="#">Radeon HD 7520G + 7650M Dual</a>	453	1159	NA	NA
<a href="#">Radeon HD 7520G + 7670M Dual</a>	523	1083	NA	NA
<a href="#">Radeon HD 7520G + 7700M Dual</a>	1060	610	NA	NA
<a href="#">Radeon HD 7520G + 8600/8700M Dual</a>	311	1280	NA	NA
<a href="#">Radeon HD 7520G + 8750M Dual</a>	376	1220	NA	NA
<a href="#">Radeon HD 7520G + HD 7400M Dual</a>	544	1062	NA	NA
<a href="#">Radeon HD 7520G + HD 7500/7600 Dual</a>	832	757	NA	NA
<a href="#">Radeon HD 7520G + HD 7600M Dual</a>	599	999	NA	NA
<a href="#">Radeon HD 7520G + HD 7670M Dual</a>	495	1116	NA	NA
<a href="#">Radeon HD 7520G + HD 7700M Dual</a>	574	1024	NA	NA
<a href="#">Radeon HD 7520G + HD 8600/8700M Dual</a>	623	967	NA	NA
<a href="#">Radeon HD 7520G + HD 8750M Dual</a>	651	935	NA	NA
<a href="#">Radeon HD 7520G N HD 7520G + HD 7500/7600 7500/760</a>	574	1025	NA	NA
<a href="#">Radeon HD 7520G N HD 7520G + HD 7600M N HD 7600M D</a>	364	1231	NA	NA

CPU Benchmarks

Video Card Benchmarks

Hard Drive Benchmarks

RAM

PC Systems

Android

iOS / iPhone

Videocard Name	Passmark G3D Mark (higher is better)	Rank (lower is better)	Videocard Value (higher is better)	Price (USD)
<a href="#">Radeon HD 7540D</a>	360	1233	NA	NA
<a href="#">Radeon HD 7540D + 6570 Dual</a>	719	865	NA	NA
<a href="#">Radeon HD 7540D + 7500 Dual</a>	821	769	NA	NA
<a href="#">Radeon HD 7540D + HD 6450 Dual</a>	643	944	NA	NA
<a href="#">Radeon HD 7550M</a>	464	1143	NA	NA
<a href="#">Radeon HD 7550M/7650M</a>	728	852	NA	NA
<a href="#">Radeon HD 7560D</a>	495	1115	NA	NA
<a href="#">Radeon HD 7560D + 6450 Dual</a>	568	1030	NA	NA
<a href="#">Radeon HD 7560D + 6570 Dual</a>	833	756	NA	NA
<a href="#">Radeon HD 7560D + 6670 Dual</a>	1130	578	NA	NA
<a href="#">Radeon HD 7560D + 7560D Dual</a>	982	655	NA	NA
<a href="#">Radeon HD 7560D + 7570 Dual</a>	985	653	NA	NA
<a href="#">Radeon HD 7560D + 7670 Dual</a>	1426	490	NA	NA
<a href="#">Radeon HD 7560D + 7700 Dual</a>	1919	398	NA	NA
<a href="#">Radeon HD 7560D + HD 6570 Dual</a>	1237	541	NA	NA
<a href="#">Radeon HD 7560D + HD 6670 Dual</a>	1554	457	NA	NA
<a href="#">Radeon HD 7560D + HD 7000 Dual</a>	534	1073	NA	NA
<a href="#">Radeon HD 7560D + HD 7600 Dual</a>	1258	534	NA	NA
<a href="#">Radeon HD 7560D + HD 7670 Dual</a>	1380	498	NA	NA
<a href="#">Radeon HD 7560D + HD 7700 Dual</a>	1346	506	NA	NA
<a href="#">Radeon HD 7560D + HD 8570 Dual</a>	935	687	NA	NA
<a href="#">Radeon HD 7560D + R5 235 Dual</a>	563	1036	NA	NA
<a href="#">Radeon HD 7570</a>	693	889	<a href="#">13.50</a>	<a href="#">\$51.41*</a>
<a href="#">Radeon HD 7570M</a>	490	1119	NA	NA
<a href="#">Radeon HD 7570M/HD 7670M</a>	699	885	NA	NA
<a href="#">Radeon HD 7580D</a>	350	1239	NA	NA
Videocard Name	Passmark G3D Mark (higher is better)	Rank (lower is better)	Videocard Value (higher is better)	Price (USD)
<a href="#">Radeon HD 7600G</a>	340	1247	NA	NA
<a href="#">Radeon HD 7600G + 6400M Dual</a>	376	1221	NA	NA
<a href="#">Radeon HD 7600G + 7450M Dual</a>	389	1212	NA	NA
<a href="#">Radeon HD 7600G + 7500M/7600M Dual</a>	405	1207	NA	NA
<a href="#">Radeon HD 7600G + 7550M Dual</a>	423	1192	NA	NA
<a href="#">Radeon HD 7600G + 8500M/8700M Dual</a>	469	1139	NA	NA
<a href="#">Radeon HD 7600G + HD 7400M Dual</a>	328	1260	NA	NA

CPU Benchmarks

Video Card Benchmarks

Hard Drive Benchmarks

RAM

PC Systems

Android

iOS / iPhone

Videocard Name	Passmark G3D Mark (higher is better)	Rank (lower is better)	Videocard Value (higher is better)	Price (USD)
<a href="#"><u>Radeon HD 7600G + HD 7500M/7600M Dual</u></a>	555	1048	NA	NA
<a href="#"><u>Radeon HD 7600G + HD 7550M Dual</u></a>	509	1098	NA	NA
<a href="#"><u>Radeon HD 7600G + HD 8670M Dual</u></a>	543	1063	NA	NA
<a href="#"><u>Radeon HD 7600G + HD Dual</u></a>	442	1176	NA	NA
<a href="#"><u>Radeon HD 7600G N HD 7600G + HD ON HD Dual</u></a>	526	1080	NA	NA
<a href="#"><u>Radeon HD 7600M + 7600M Dual</u></a>	773	804	NA	NA
<a href="#"><u>Radeon HD 7610M</u></a>	632	956	NA	NA
<a href="#"><u>Radeon HD 7620G</u></a>	342	1243	NA	NA
<a href="#"><u>Radeon HD 7620G + 8600M Dual</u></a>	508	1099	NA	NA
<a href="#"><u>Radeon HD 7620G + 8670M Dual</u></a>	577	1020	NA	NA
<a href="#"><u>Radeon HD 7620G + HD 8600M Dual</u></a>	442	1174	NA	NA
<a href="#"><u>Radeon HD 7620G + HD 8670M Dual</u></a>	507	1102	NA	NA
<a href="#"><u>Radeon HD 7620G N HD 7620G + HD 8600M N HD 8600M D</u></a>	451	1163	NA	NA
<a href="#"><u>Radeon HD 7640G</u></a>	457	1154	NA	NA
<a href="#"><u>Radeon HD 7640G + 6400M Dual</u></a>	526	1079	NA	NA
<a href="#"><u>Radeon HD 7640G + 7400M Dual</u></a>	637	948	NA	NA
<a href="#"><u>Radeon HD 7640G + 7450M Dual</u></a>	754	824	NA	NA
<a href="#"><u>Radeon HD 7640G + 7470M Dual</u></a>	595	1002	NA	NA
<a href="#"><u>Radeon HD 7640G + 7500/7600 Dual</u></a>	627	963	NA	NA
<a href="#"><u>Radeon HD 7640G + 7500M/7600M Dual</u></a>	775	800	NA	NA
<a href="#"><u>Radeon HD 7640G + 7600M Dual</u></a>	705	878	NA	NA
<a href="#"><u>Radeon HD 7640G + 7610M Dual</u></a>	510	1097	NA	NA
<a href="#"><u>Radeon HD 7640G + 7650M Dual</u></a>	747	834	NA	NA
<a href="#"><u>Radeon HD 7640G + 7670M Dual</u></a>	644	943	NA	NA
<a href="#"><u>Radeon HD 7640G + 7690M Dual</u></a>	945	682	NA	NA
<a href="#"><u>Radeon HD 7640G + 7700M Dual</u></a>	690	891	NA	NA
<a href="#"><u>Radeon HD 7640G + 8500M Dual</u></a>	585	1014	NA	NA
<a href="#"><u>Radeon HD 7640G + 8570M Dual</u></a>	558	1043	NA	NA
<a href="#"><u>Radeon HD 7640G + 8600/8700M Dual</u></a>	688	894	NA	NA
<a href="#"><u>Radeon HD 7640G + 8600M Dual</u></a>	249	1333	NA	NA
<a href="#"><u>Radeon HD 7640G + 8670M Dual</u></a>	558	1042	NA	NA
<a href="#"><u>Radeon HD 7640G + 8750M Dual</u></a>	654	928	NA	NA
<a href="#"><u>Radeon HD 7640G + HD 7400M Dual</u></a>	621	968	NA	NA

CPU Benchmarks

Video Card Benchmarks

Hard Drive Benchmarks

RAM

PC Systems

Android

iOS / iPhone

Videocard Name	Passmark G3D Mark (higher is better)	Rank (lower is better)	Videocard Value (higher is better)	Price (USD)
<a href="#">Radeon HD 7640G + HD 7500/7600 Dual</a>	423	1191	NA	NA
<a href="#">Radeon HD 7640G + HD 7600M Dual</a>	704	881	NA	NA
<a href="#">Radeon HD 7640G + HD 7600M N HD 7600M Dual</a>	406	1205	NA	NA
<a href="#">Radeon HD 7640G + HD 7670M Dual</a>	518	1086	NA	NA
<a href="#">Radeon HD 7640G + HD 7700M Dual</a>	589	1005	NA	NA
<a href="#">Radeon HD 7640G + HD 7700M N HD 7700M Dual</a>	630	958	NA	NA
<a href="#">Radeon HD 7640G + HD 8500M Dual</a>	607	989	NA	NA
<a href="#">Radeon HD 7640G + HD 8500M N HD 8500M Dual</a>	665	916	NA	NA
<a href="#">Radeon HD 7640G + HD 8570M Dual</a>	696	886	NA	NA
Videocard Name	Passmark G3D Mark (higher is better)	Rank (lower is better)	Videocard Value (higher is better)	Price (USD)
<a href="#">Radeon HD 7640G + HD 8600/8700M Dual</a>	586	1013	NA	NA
<a href="#">Radeon HD 7640G + HD 8670M Dual</a>	677	904	NA	NA
<a href="#">Radeon HD 7640G + HD 8750M Dual</a>	996	646	NA	NA
<a href="#">Radeon HD 7640G + R5 M200 Dual</a>	559	1040	NA	NA
<a href="#">Radeon HD 7640G N HD 7640G + HD 7600M N HD 7600M D</a>	824	766	NA	NA
<a href="#">Radeon HD 7640G N HD 7640G + HD 7670M Dual</a>	679	902	NA	NA
<a href="#">Radeon HD 7640G N HD 7640G + HD 8570M Dual</a>	422	1194	NA	NA
<a href="#">Radeon HD 7650A</a>	792	788	<a href="#">3.03</a>	<a href="#">\$262.00*</a>
<a href="#">Radeon HD 7650M</a>	507	1101	NA	NA
<a href="#">Radeon HD 7660D</a>	564	1034	NA	NA
<a href="#">Radeon HD 7660D + 6570 Dual</a>	1100	594	NA	NA
<a href="#">Radeon HD 7660D + 6670 Dual</a>	1238	539	NA	NA
<a href="#">Radeon HD 7660D + 7470 Dual</a>	465	1142	NA	NA
<a href="#">Radeon HD 7660D + 7500 Dual</a>	1121	585	NA	NA
<a href="#">Radeon HD 7660D + 7540D Dual</a>	1204	553	NA	NA
<a href="#">Radeon HD 7660D + 7670 Dual</a>	1061	609	NA	NA
<a href="#">Radeon HD 7660D + HD 6670 Dual</a>	1484	474	NA	NA
<a href="#">Radeon HD 7660D + HD 7000 Dual</a>	633	955	NA	NA
<a href="#">Radeon HD 7660D + HD 7400 Dual</a>	339	1249	NA	NA
<a href="#">Radeon HD 7660D + HD 7700 Dual</a>	1958	390	NA	NA
<a href="#">Radeon HD 7660D + R5 235 Dual</a>	523	1082	NA	NA

CPU Benchmarks

Video Card Benchmarks

Hard Drive Benchmarks

RAM

PC Systems

Android

iOS / iPhone

Videocard Name	Passmark G3D Mark (higher is better)	Rank (lower is better)	Videocard Value (higher is better)	Price (USD)
<a href="#"><u>Radeon HD 7660D + R7 240 Dual</u></a>	941	685	NA	NA
<a href="#"><u>Radeon HD 7660G</u></a>	551	1051	NA	NA
<a href="#"><u>Radeon HD 7660G + 7400M Dual</u></a>	588	1009	NA	NA
<a href="#"><u>Radeon HD 7660G + 7470M Dual</u></a>	630	959	NA	NA
<a href="#"><u>Radeon HD 7660G + 7600M Dual</u></a>	831	759	NA	NA
<a href="#"><u>Radeon HD 7660G + 7610M Dual</u></a>	745	838	NA	NA
<a href="#"><u>Radeon HD 7660G + 7670M Dual</u></a>	743	840	NA	NA
<a href="#"><u>Radeon HD 7660G + 7700M Dual</u></a>	757	821	NA	NA
<a href="#"><u>Radeon HD 7660G + 7730M Dual</u></a>	931	688	NA	NA
<a href="#"><u>Radeon HD 7660G + 8600M Dual</u></a>	445	1166	NA	NA
<a href="#"><u>Radeon HD 7660G + 8670M Dual</u></a>	587	1010	NA	NA
<a href="#"><u>Radeon HD 7660G + HD 7500/7600 7500/7600 Dual</u></a>	1002	642	NA	NA
<a href="#"><u>Radeon HD 7660G + HD 7500/7600 Dual</u></a>	760	816	NA	NA
<a href="#"><u>Radeon HD 7660G + HD 7500M/7600M Dual</u></a>	999	645	NA	NA
<a href="#"><u>Radeon HD 7660G + HD 7600M Dual</u></a>	769	808	NA	NA
<a href="#"><u>Radeon HD 7660G + HD 7600M N HD 7600M Dual</u></a>	460	1150	NA	NA
<a href="#"><u>Radeon HD 7660G + HD 7670M Dual</u></a>	706	875	NA	NA
<a href="#"><u>Radeon HD 7660G + HD 7700M Dual</u></a>	751	828	NA	NA
<a href="#"><u>Radeon HD 7660G + HD 7730M Dual</u></a>	881	724	NA	NA
<a href="#"><u>Radeon HD 7660G + HD 8500M Dual</u></a>	758	817	NA	NA
<a href="#"><u>Radeon HD 7660G + HD 8600/8700M Dual</u></a>	747	835	NA	NA
<a href="#"><u>Radeon HD 7660G + HD 8600M Dual</u></a>	363	1232	NA	NA
<a href="#"><u>Radeon HD 7660G + HD 8670M Dual</u></a>	711	872	NA	NA
<a href="#"><u>Radeon HD 7660G N HD 7660G + HD 7600M N HD 7600M D</u></a>	722	857	NA	NA
<a href="#"><u>Radeon HD 7660G N HD 7660G + HD 7670M Dual</u></a>	704	880	NA	NA
<a href="#"><u>Radeon HD 7660G N HD 7660G + HD 7700M N HD 7700M D</u></a>	966	665	NA	NA
<a href="#"><u>Radeon HD 7670</u></a>	1124	583	NA	NA
<a href="#"><u>Radeon HD 7670A</u></a>	1050	617	NA	NA
Videocard Name	Passmark G3D Mark (higher is better)	Rank (lower is better)	Videocard Value (higher is better)	Price (USD)
<a href="#"><u>Radeon HD 7670M</u></a>	475	1128	<a href="#">0.76</a>	<a href="#">\$629.99*</a>
<a href="#"><u>Radeon HD 7670M + 7670M Dual</u></a>	738	846	NA	NA

CPU Benchmarks

Video Card Benchmarks

Hard Drive Benchmarks

RAM

PC Systems

Android

iOS / iPhone

Videocard Name	Passmark G3D Mark (higher is better)	Rank (lower is better)	Videocard Value (higher is better)	Price (USD)
<a href="#">Radeon HD 7690M</a>	1003	641	NA	NA
<a href="#">Radeon HD 7690M XT</a>	1009	639	NA	NA
<a href="#">Radeon HD 7700-serie</a>	1899	401	NA	NA
<a href="#">Radeon HD 7730</a>	1468	478	<a href="#">29.38</a>	<a href="#">\$49.99*</a>
<a href="#">Radeon HD 7730M</a>	853	744	NA	NA
<a href="#">Radeon HD 7750</a>	1691	440	<a href="#">11.51</a>	<a href="#">\$146.99</a>
<a href="#">Radeon HD 7750M</a>	1191	556	NA	NA
<a href="#">Radeon HD 7770</a>	2050	375	<a href="#">14.11</a>	<a href="#">\$145.32*</a>
<a href="#">Radeon HD 7790</a>	3095	280	<a href="#">17.17</a>	<a href="#">\$180.32*</a>
<a href="#">Radeon HD 7800-serie</a>	4029	219	NA	NA
<a href="#">Radeon HD 7850</a>	3753	236	<a href="#">50.05</a>	<a href="#">\$75.00*</a>
<a href="#">Radeon HD 7850M</a>	1372	500	NA	NA
<a href="#">Radeon HD 7870</a>	4659	186	<a href="#">31.70</a>	<a href="#">\$147.00*</a>
<a href="#">Radeon HD 7870 XT</a>	4469	190	NA	NA
<a href="#">Radeon HD 7870M</a>	1507	470	NA	NA
<a href="#">Radeon HD 7950 / R9 280</a>	4764	179	<a href="#">43.71</a>	<a href="#">\$109.00*</a>
<a href="#">Radeon HD 7970 / R9 280X</a>	5247	164	<a href="#">41.65</a>	<a href="#">\$125.99*</a>
<a href="#">Radeon HD 7970M</a>	4035	217	NA	NA
<a href="#">Radeon HD 7990</a>	5565	152	<a href="#">5.62</a>	<a href="#">\$990.44*</a>
<a href="#">Radeon HD 8180</a>	147	1447	NA	NA
<a href="#">Radeon HD 8210</a>	206	1383	NA	NA
<a href="#">Radeon HD 8210E</a>	193	1398	NA	NA
<a href="#">Radeon HD 8240</a>	257	1325	NA	NA
<a href="#">Radeon HD 8250</a>	257	1326	NA	NA
<a href="#">Radeon HD 8280</a>	319	1271	NA	NA
<a href="#">Radeon HD 8280E</a>	314	1278	NA	NA
<a href="#">Radeon HD 8280G</a>	269	1312	NA	NA
<a href="#">Radeon HD 8310E</a>	340	1248	NA	NA
<a href="#">Radeon HD 8330</a>	224	1355	NA	NA
<a href="#">Radeon HD 8330E</a>	255	1328	NA	NA
<a href="#">Radeon HD 8350</a>	265	1316	<a href="#">11.47</a>	<a href="#">\$23.18*</a>
<a href="#">Radeon HD 8350G</a>	443	1172	NA	NA
<a href="#">Radeon HD 8370D</a>	290	1297	NA	NA
<a href="#">Radeon HD 8400</a>	251	1332	NA	NA

CPU Benchmarks

Video Card Benchmarks

Hard Drive Benchmarks

RAM

PC Systems

Android

iOS / iPhone

Videocard Name	Passmark G3D Mark (higher is better)	Rank (lower is better)	Videocard Value (higher is better)	Price (USD)
<a href="#">Radeon HD 8400E</a>	339	1250	NA	NA
<a href="#">Radeon HD 8410G</a>	435	1181	NA	NA
<a href="#">Radeon HD 8450G</a>	405	1206	NA	NA
<a href="#">Radeon HD 8450G + 8600/8700M Dual</a>	1070	603	NA	NA
<a href="#">Radeon HD 8450G + 8600M Dual</a>	545	1060	NA	NA
<a href="#">Radeon HD 8450G + 8670M Dual</a>	474	1130	NA	NA
<a href="#">Radeon HD 8450G + 8750M Dual</a>	637	949	NA	NA
<a href="#">Radeon HD 8450G + HD 8600M Dual</a>	452	1161	NA	NA
<a href="#">Radeon HD 8450G + HD 8670M Dual</a>	574	1026	NA	NA
<a href="#">Radeon HD 8450G + HD 8750M Dual</a>	503	1104	NA	NA
<a href="#">Radeon HD 8450G + R5 M230 Dual</a>	578	1018	NA	NA
<a href="#">Radeon HD 8470</a>	341	1246	NA	NA
<a href="#">Radeon HD 8470D</a>	385	1216	NA	NA
Videocard Name	Passmark G3D Mark (higher is better)	Rank (lower is better)	Videocard Value (higher is better)	Price (USD)
<a href="#">Radeon HD 8470D + 6450 Dual</a>	717	868	NA	NA
<a href="#">Radeon HD 8470D + 6570 Dual</a>	837	750	NA	NA
<a href="#">Radeon HD 8470D + HD 6450 Dual</a>	862	735	NA	NA
<a href="#">Radeon HD 8470D + HD 6670 Dual</a>	1435	486	NA	NA
<a href="#">Radeon HD 8470D + HD 7500 Dual</a>	1545	459	NA	NA
<a href="#">Radeon HD 8490</a>	293	1292	<a href="#">4.91</a>	<a href="#">\$59.68*</a>
<a href="#">Radeon HD 8500M</a>	427	1188	NA	NA
<a href="#">Radeon HD 8500M/8700M</a>	852	746	NA	NA
<a href="#">Radeon HD 8510G</a>	427	1190	NA	NA
<a href="#">Radeon HD 8510G + 8500M Dual</a>	596	1000	NA	NA
<a href="#">Radeon HD 8510G + HD 8500M Dual</a>	629	960	NA	NA
<a href="#">Radeon HD 8550D</a>	685	896	NA	NA
<a href="#">Radeon HD 8550G</a>	471	1134	NA	NA
<a href="#">Radeon HD 8550G + 7600M Dual</a>	901	709	NA	NA
<a href="#">Radeon HD 8550G + 8500M Dual</a>	602	995	NA	NA
<a href="#">Radeon HD 8550G + 8570M Dual</a>	532	1075	NA	NA
<a href="#">Radeon HD 8550G + 8600/8700M Dual</a>	802	776	NA	NA
<a href="#">Radeon HD 8550G + 8600M Dual</a>	617	974	NA	NA
<a href="#">Radeon HD 8550G + 8670M Dual</a>	579	1017	NA	NA
<a href="#">Radeon HD 8550G + 8690M Dual</a>	664	918	NA	NA

CPU Benchmarks

Video Card Benchmarks

Hard Drive Benchmarks

RAM

PC Systems

Android

iOS / iPhone

Videocard Name	Passmark G3D Mark (higher is better)	Rank (lower is better)	Videocard Value (higher is better)	Price (USD)
<a href="#">Radeon HD 8550G + 8750M Dual</a>	795	784	NA	NA
<a href="#">Radeon HD 8550G + HD 7600M Dual</a>	854	743	NA	NA
<a href="#">Radeon HD 8550G + HD 8500M Dual</a>	558	1041	NA	NA
<a href="#">Radeon HD 8550G + HD 8570M Dual</a>	529	1077	NA	NA
<a href="#">Radeon HD 8550G + HD 8600/8700M Dual</a>	654	930	NA	NA
<a href="#">Radeon HD 8550G + HD 8600M Dual</a>	593	1003	NA	NA
<a href="#">Radeon HD 8550G + HD 8670M Dual</a>	546	1059	NA	NA
<a href="#">Radeon HD 8550G + HD 8750M Dual</a>	819	771	NA	NA
<a href="#">Radeon HD 8550G + R5 M200 Dual</a>	619	973	NA	NA
<a href="#">Radeon HD 8550G + R5 M230 Dual</a>	667	912	NA	NA
<a href="#">Radeon HD 8550G N HD 8550G + HD 8600M N HD 8600M D</a>	611	983	NA	NA
<a href="#">Radeon HD 8570</a>	1096	598	<a href="#">11.11</a>	<a href="#">\$98.68*</a>
<a href="#">Radeon HD 8570 + 8670D Dual</a>	620	971	NA	NA
<a href="#">Radeon HD 8570 + HD 7660D Dual</a>	949	678	NA	NA
<a href="#">Radeon HD 8570D</a>	451	1164	NA	NA
<a href="#">Radeon HD 8570D + 6570 Dual</a>	1239	538	NA	NA
<a href="#">Radeon HD 8570D + 6670 Dual</a>	1039	623	NA	NA
<a href="#">Radeon HD 8570D + HD 6570 Dual</a>	868	732	NA	NA
<a href="#">Radeon HD 8570D + HD 6670 Dual</a>	1260	533	NA	NA
<a href="#">Radeon HD 8570D + HD 7000 Dual</a>	753	826	NA	NA
<a href="#">Radeon HD 8570D + HD 7700 Dual</a>	1834	411	NA	NA
<a href="#">Radeon HD 8570D + HD 8470 Dual</a>	338	1253	NA	NA
<a href="#">Radeon HD 8570D + HD 8570 Dual</a>	1032	625	NA	NA
<a href="#">Radeon HD 8570D + HD8490 Dual</a>	374	1223	NA	NA
<a href="#">Radeon HD 8570D + R5 235 Dual</a>	470	1137	NA	NA
<a href="#">Radeon HD 8570D + R7 200 Dual</a>	999	643	NA	NA
<a href="#">Radeon HD 8570D + R7 240 Dual</a>	963	667	NA	NA
<a href="#">Radeon HD 8570M</a>	502	1105	NA	NA
<a href="#">Radeon HD 8600/8700M</a>	1029	627	NA	NA
Videocard Name	Passmark G3D Mark (higher is better)	Rank (lower is better)	Videocard Value (higher is better)	Price (USD)
<a href="#">Radeon HD 8610G</a>	428	1186	NA	NA
<a href="#">Radeon HD 8610G + 8500M Dual</a>	610	986	NA	NA
<a href="#">Radeon HD 8610G + 8600M Dual</a>	588	1007	NA	NA



CPU Benchmarks

Video Card Benchmarks

Hard Drive Benchmarks

RAM

PC Systems

Android

iOS / iPhone

Videocard Name	Passmark G3D Mark (higher is better)	Rank (lower is better)	Videocard Value (higher is better)	Price (USD)
<a href="#"><u>Radeon HD 8610G + 8670M Dual</u></a>	599	997	NA	NA
<a href="#"><u>Radeon HD 8610G + HD 8500M Dual</u></a>	645	942	NA	NA
<a href="#"><u>Radeon HD 8610G + HD 8600M Dual</u></a>	480	1125	NA	NA
<a href="#"><u>Radeon HD 8610G + HD 8670M Dual</u></a>	577	1019	NA	NA
<a href="#"><u>Radeon HD 8610G + R5 M200 Dual</u></a>	676	905	NA	NA
<a href="#"><u>Radeon HD 8650D</u></a>	525	1081	NA	NA
<a href="#"><u>Radeon HD 8650G</u></a>	587	1011	NA	NA
<a href="#"><u>Radeon HD 8650G + 7600M Dual</u></a>	741	842	NA	NA
<a href="#"><u>Radeon HD 8650G + 7670M Dual</u></a>	883	721	NA	NA
<a href="#"><u>Radeon HD 8650G + 7700M Dual</u></a>	1126	582	NA	NA
<a href="#"><u>Radeon HD 8650G + 8500M Dual</u></a>	626	965	NA	NA
<a href="#"><u>Radeon HD 8650G + 8570M Dual</u></a>	654	931	NA	NA
<a href="#"><u>Radeon HD 8650G + 8600/8700M Dual</u></a>	831	758	NA	NA
<a href="#"><u>Radeon HD 8650G + 8600M Dual</u></a>	613	982	NA	NA
<a href="#"><u>Radeon HD 8650G + 8670M Dual</u></a>	635	951	NA	NA
<a href="#"><u>Radeon HD 8650G + 8750M Dual</u></a>	786	790	NA	NA
<a href="#"><u>Radeon HD 8650G + HD 7600M Dual</u></a>	819	770	NA	NA
<a href="#"><u>Radeon HD 8650G + HD 7670M Dual</u></a>	634	954	NA	NA
<a href="#"><u>Radeon HD 8650G + HD 8570M Dual</u></a>	716	869	NA	NA
<a href="#"><u>Radeon HD 8650G + HD 8600/8700M Dual</u></a>	763	812	NA	NA
<a href="#"><u>Radeon HD 8650G + HD 8600M Dual</u></a>	606	990	NA	NA
<a href="#"><u>Radeon HD 8650G + HD 8600M N HD 8600M Dual</u></a>	757	819	NA	NA
<a href="#"><u>Radeon HD 8650G + HD 8670M Dual</u></a>	585	1015	NA	NA
<a href="#"><u>Radeon HD 8650G + HD 8750M Dual</u></a>	778	797	NA	NA
<a href="#"><u>Radeon HD 8650G + HD 8790M Dual</u></a>	799	779	NA	NA
<a href="#"><u>Radeon HD 8650G + R5 M200 Dual</u></a>	722	858	NA	NA
<a href="#"><u>Radeon HD 8650G + R5 M230 Dual</u></a>	686	895	NA	NA
<a href="#"><u>Radeon HD 8650G N HD 8650G + HD 8570M Dual</u></a>	773	805	NA	NA
<a href="#"><u>Radeon HD 8650G N HD 8650G + HD 8600/8700M Dual</u></a>	796	783	NA	NA
<a href="#"><u>Radeon HD 8650G N HD 8650G + HD 8600M N HD 8600M D</u></a>	679	901	NA	NA
<a href="#"><u>Radeon HD 8670D</u></a>	616	978	NA	NA
<a href="#"><u>Radeon HD 8670D + 6670 Dual</u></a>	1361	504	NA	NA

CPU Benchmarks

Video Card Benchmarks

Hard Drive Benchmarks

RAM

PC Systems

Android

iOS / iPhone

Videocard Name	Passmark G3D Mark (higher is better)	Rank (lower is better)	Videocard Value (higher is better)	Price (USD)
<a href="#">Radeon HD 8670D + 7000 Dual</a>	811	773	NA	NA
<a href="#">Radeon HD 8670D + 7700 Dual</a>	1788	425	NA	NA
<a href="#">Radeon HD 8670D + 8570 Dual</a>	974	659	NA	NA
<a href="#">Radeon HD 8670D + HD 6670 Dual</a>	1221	545	NA	NA
<a href="#">Radeon HD 8670D + HD 7000 Dual</a>	718	867	NA	NA
<a href="#">Radeon HD 8670D + HD 7600 Dual</a>	1317	512	NA	NA
<a href="#">Radeon HD 8670D + HD 7700 Dual</a>	1892	402	NA	NA
<a href="#">Radeon HD 8670D + R5 235 Dual</a>	836	753	NA	NA
<a href="#">Radeon HD 8670D + R5 330 Dual</a>	746	836	NA	NA
<a href="#">Radeon HD 8670D + R7 200 Dual</a>	949	675	NA	NA
<a href="#">Radeon HD 8670D + R7 240 Dual</a>	1020	632	NA	NA
<a href="#">Radeon HD 8670D N HD 8670D + HD 8670D Dual</a>	488	1120	NA	NA
<a href="#">Radeon HD 8670M</a>	520	1085	NA	NA
<a href="#">Radeon HD 8690A</a>	473	1132	NA	NA
Videocard Name	Passmark G3D Mark (higher is better)	Rank (lower is better)	Videocard Value (higher is better)	Price (USD)
<a href="#">Radeon HD 8690M</a>	984	654	NA	NA
<a href="#">Radeon HD 8730M</a>	874	730	NA	NA
<a href="#">Radeon HD 8750M</a>	836	752	NA	NA
<a href="#">Radeon HD 8790M</a>	1305	520	NA	NA
<a href="#">Radeon HD 8790M / R9 M290X</a>	1210	547	NA	NA
<a href="#">Radeon HD 8850M</a>	973	661	NA	NA
<a href="#">Radeon HD 8850M / R9 M265X</a>	1139	571	NA	NA
<a href="#">Radeon HD 8870M</a>	1638	449	NA	NA
<a href="#">Radeon HD 8870M / R9 M270X / M370X</a>	1799	421	NA	NA
<a href="#">Radeon HD 8950</a>	2990	286	NA	NA
<a href="#">Radeon HD 8970M</a>	3876	229	<a href="#">27.69</a>	<a href="#">\$139.99*</a>
<a href="#">Radeon HD 8990</a>	6583	125	NA	NA
<a href="#">Radeon HD HD7850M</a>	1651	447	NA	NA
<a href="#">Radeon HD4650</a>	239	1342	NA	NA
<a href="#">Radeon HD4670</a>	365	1229	NA	NA
<a href="#">RADEON HD6370D</a>	320	1269	NA	NA
<a href="#">RADEON HD6410D</a>	422	1193	NA	NA
<a href="#">RADEON HD6530D</a>	531	1076	NA	NA

CPU Benchmarks

Video Card Benchmarks

Hard Drive Benchmarks

RAM

PC Systems

Android

iOS / iPhone

Videocard Name	Passmark G3D Mark (higher is better)	Rank (lower is better)	Videocard Value (higher is better)	Price (USD)
<a href="#">RADEON HD7450</a>	199	1392	<a href="#">8.95</a>	<a href="#">\$22.25*</a>
<a href="#">Radeon HD7570</a>	1028	628	NA	NA
<a href="#">Radeon HD8490</a>	280	1303	NA	NA
<a href="#">Radeon HD8530M</a>	490	1118	NA	NA
<a href="#">Radeon HD8970M</a>	3368	257	NA	NA
<a href="#">Radeon HDG 4670</a>	170	1422	NA	NA
<a href="#">RADEON IGP 320</a>	3	1993	NA	NA
<a href="#">Radeon IGP 320M</a>	3	2000	NA	NA
<a href="#">Radeon IGP 340M</a>	2	2038	NA	NA
<a href="#">RADEON IGP 345M</a>	2	2026	NA	NA
<a href="#">RADEON IGP 34xM</a>	1	2048	NA	NA
<a href="#">RADEON IGP 350M</a>	6	1927	NA	NA
<a href="#">Radeon Infoshock 3000</a>	106	1547	NA	NA
<a href="#">Radeon Instinct MI25 MxGPU</a>	10466	68	NA	NA
<a href="#">Radeon M535DX</a>	749	832	NA	NA
<a href="#">Radeon Pro 450</a>	2722	308	NA	NA
<a href="#">Radeon Pro 455</a>	3112	278	<a href="#">6.93</a>	<a href="#">\$449.00*</a>
<a href="#">Radeon Pro 460</a>	3452	255	NA	NA
<a href="#">Radeon Pro 465</a>	4537	188	NA	NA
<a href="#">Radeon Pro 5300M</a>	6007	141	NA	NA
<a href="#">Radeon Pro 5500M</a>	6914	121	NA	NA
<a href="#">Radeon Pro 555</a>	3140	276	NA	NA
<a href="#">Radeon Pro 560</a>	3475	253	NA	NA
<a href="#">Radeon Pro 560X</a>	3677	237	NA	NA
<a href="#">Radeon Pro 570</a>	6336	131	NA	NA
<a href="#">Radeon Pro 580</a>	7753	110	NA	NA
<a href="#">Radeon Pro 580X</a>	7540	114	NA	NA
<a href="#">Radeon Pro Duo</a>	9436	81	<a href="#">21.02</a>	<a href="#">\$449.00*</a>
<a href="#">Radeon Pro SSG</a>	10497	67	NA	NA
<a href="#">Radeon Pro V340 MxGPU</a>	2853	302	NA	NA
<a href="#">Radeon Pro Vega 16</a>	4682	183	NA	NA
Videocard Name	Passmark G3D Mark (higher is better)	Rank (lower is better)	Videocard Value (higher is better)	Price (USD)
<a href="#">Radeon Pro Vega 20</a>	5838	148	NA	NA
<a href="#">Radeon Pro Vega 48</a>	11872	51	NA	NA

CPU Benchmarks

Video Card Benchmarks

Hard Drive Benchmarks

RAM

PC Systems

Android

iOS / iPhone

Videocard Name	Passmark G3D Mark (higher is better)	Rank (lower is better)	Videocard Value (higher is better)	Price (USD)
<a href="#"><u>Radeon Pro Vega 56</u></a>	12209	47	NA	NA
<a href="#"><u>Radeon Pro Vega 64</u></a>	11455	54	NA	NA
<a href="#"><u>Radeon Pro Vega II</u></a>	11918	50	NA	NA
<a href="#"><u>Radeon Pro W5500</u></a>	9436	80	<a href="#"><u>23.59</u></a>	<a href="#"><u>\$399.99</u></a>
<a href="#"><u>Radeon Pro W5500M</u></a>	1813	417	NA	NA
<a href="#"><u>Radeon Pro W5700</u></a>	13419	34	<a href="#"><u>16.78</u></a>	<a href="#"><u>\$799.99</u></a>
<a href="#"><u>Radeon Pro WX 2100</u></a>	1660	445	NA	NA
<a href="#"><u>Radeon Pro WX 3100</u></a>	2835	303	NA	NA
<a href="#"><u>Radeon Pro WX 3200</u></a>	2591	323	<a href="#"><u>13.64</u></a>	<a href="#"><u>\$189.99</u></a>
<a href="#"><u>Radeon Pro WX 4100</u></a>	3910	227	<a href="#"><u>15.04</u></a>	<a href="#"><u>\$259.99</u></a>
<a href="#"><u>Radeon Pro WX 4130</u></a>	2984	288	NA	NA
<a href="#"><u>Radeon Pro WX 4150</u></a>	1980	386	NA	NA
<a href="#"><u>Radeon Pro WX 4170</u></a>	1409	494	NA	NA
<a href="#"><u>Radeon Pro WX 5100</u></a>	5178	168	<a href="#"><u>14.55</u></a>	<a href="#"><u>\$355.99</u></a>
<a href="#"><u>Radeon Pro WX 7100</u></a>	7759	109	<a href="#"><u>15.52</u></a>	<a href="#"><u>\$499.99</u></a>
<a href="#"><u>Radeon Pro WX 7130</u></a>	2146	364	NA	NA
<a href="#"><u>Radeon Pro WX 8200</u></a>	14183	29	<a href="#"><u>14.62</u></a>	<a href="#"><u>\$969.99</u></a>
<a href="#"><u>Radeon Pro WX 9100</u></a>	11771	52	NA	NA
<a href="#"><u>Radeon Pro WX Vega M GL</u></a>	6049	140	NA	NA
<a href="#"><u>Radeon R1E</u></a>	301	1286	NA	NA
<a href="#"><u>Radeon R2</u></a>	234	1350	NA	NA
<a href="#"><u>Radeon R2E</u></a>	213	1376	NA	NA
<a href="#"><u>Radeon R3</u></a>	318	1276	NA	NA
<a href="#"><u>Radeon R3E</u></a>	247	1335	NA	NA
<a href="#"><u>Radeon R4</u></a>	346	1240	NA	NA
<a href="#"><u>Radeon R4E</u></a>	487	1121	NA	NA
<a href="#"><u>Radeon R5 220</u></a>	140	1454	<a href="#"><u>1.65</u></a>	<a href="#"><u>\$85.26*</u></a>
<a href="#"><u>Radeon R5 230</u></a>	242	1341	<a href="#"><u>4.04</u></a>	<a href="#"><u>\$59.99*</u></a>
<a href="#"><u>Radeon R5 235</u></a>	312	1279	<a href="#"><u>5.20</u></a>	<a href="#"><u>\$60.13*</u></a>
<a href="#"><u>Radeon R5 235 + HD 7560D Dual</u></a>	743	839	NA	NA
<a href="#"><u>Radeon R5 235 + HD 8570D Dual</u></a>	737	847	NA	NA
<a href="#"><u>Radeon R5 235X</u></a>	367	1228	NA	NA
<a href="#"><u>Radeon R5 240</u></a>	496	1112	<a href="#"><u>8.13</u></a>	<a href="#"><u>\$61.00*</u></a>
<a href="#"><u>Radeon R5 310</u></a>	331	1257	<a href="#"><u>0.66</u></a>	<a href="#"><u>\$499.00*</u></a>

CPU Benchmarks

Video Card Benchmarks

Hard Drive Benchmarks

RAM

PC Systems

Android

iOS / iPhone

Videocard Name	Passmark G3D Mark (higher is better)	Rank (lower is better)	Videocard Value (higher is better)	Price (USD)
<a href="#">Radeon R5 330</a>	634	953	<a href="#">1.87</a>	<a href="#">\$339.99*</a>
<a href="#">Radeon R5 340</a>	1054	614	NA	NA
<a href="#">Radeon R5 420</a>	757	820	<a href="#">18.96</a>	<a href="#">\$39.95*</a>
<a href="#">Radeon R5 430</a>	996	647	<a href="#">1.22</a>	<a href="#">\$819.00*</a>
<a href="#">Radeon R5 A10-9600P 4C+6G</a>	666	914	NA	NA
<a href="#">Radeon R5 A10-9620P 4C+6G</a>	778	796	NA	NA
<a href="#">Radeon R5 A10-9630P 4C+6G</a>	1366	502	NA	NA
<a href="#">Radeon R5 A240</a>	576	1022	NA	NA
<a href="#">Radeon R5 A6-7480</a>	675	907	NA	NA
<a href="#">Radeon R5 A6-8500P</a>	776	799	NA	NA
<a href="#">Radeon R5 A6-9400 RADEON R5_6 COMPUTE CORES 2C+4G</a>	680	900	NA	NA
<a href="#">Radeon R5 A6-9500 2C+6G</a>	706	876	NA	NA
<a href="#">Radeon R5 A6-9500E 2C+4G</a>	1014	638	NA	NA
Videocard Name	Passmark G3D Mark (higher is better)	Rank (lower is better)	Videocard Value (higher is better)	Price (USD)
<a href="#">Radeon R5 M230</a>	443	1171	NA	NA
<a href="#">Radeon R5 M240</a>	556	1044	NA	NA
<a href="#">Radeon R5 M255</a>	605	991	NA	NA
<a href="#">Radeon R5 M315</a>	470	1136	NA	NA
<a href="#">Radeon R5 M320</a>	458	1153	NA	NA
<a href="#">Radeon R5 M330</a>	595	1001	NA	NA
<a href="#">Radeon R5 M335</a>	548	1054	NA	NA
<a href="#">Radeon R5 M420</a>	470	1138	NA	NA
<a href="#">Radeon R5 M430</a>	648	939	NA	NA
<a href="#">Radeon R5 M435</a>	874	729	NA	NA
<a href="#">Radeon R5 Opteron X3216</a>	436	1180	NA	NA
<a href="#">Radeon R5 PRO A10-8730B 4C+6G</a>	822	767	NA	NA
<a href="#">Radeon R5 PRO A6-8500B 2C+4G</a>	508	1100	NA	NA
<a href="#">Radeon R5 PRO A6-8530B 2C+4G</a>	689	893	NA	NA
<a href="#">Radeon R5 PRO A6-8570 2C+6G</a>	1079	602	NA	NA
<a href="#">Radeon R5 PRO A6-8570E 2C+4G</a>	637	947	NA	NA
<a href="#">Radeon R5 PRO A6-9500 2C+6G</a>	895	713	NA	NA
<a href="#">Radeon R5 PRO A6-9500B 2C+4G</a>	693	890	NA	NA
<a href="#">Radeon R5 PRO A6-9500E 2C+4G</a>	722	860	NA	NA

CPU Benchmarks

Video Card Benchmarks

Hard Drive Benchmarks

RAM

PC Systems

Android

iOS / iPhone

Videocard Name	Passmark G3D Mark (higher is better)	Rank (lower is better)	Videocard Value (higher is better)	Price (USD)
<a href="#"><u>Radeon R5 PRO A8-9600B 4C+6G</u></a>	722	861	NA	NA
<a href="#"><u>Radeon R5E</u></a>	338	1252	NA	NA
<a href="#"><u>Radeon R6</u></a>	560	1039	NA	NA
<a href="#"><u>Radeon R6 + R7 M265DX Dual</u></a>	570	1029	NA	NA
<a href="#"><u>Radeon R6 A10-8700P</u></a>	536	1070	NA	NA
<a href="#"><u>Radeon R6 A10-9600P 4C+6G</u></a>	970	663	NA	NA
<a href="#"><u>Radeon R6 A8-8600P</u></a>	560	1038	NA	NA
<a href="#"><u>Radeon R6 M255DX</u></a>	417	1198	NA	NA
<a href="#"><u>Radeon R6 Opteron X3418</u></a>	955	672	NA	NA
<a href="#"><u>Radeon R6 PRO A10-8700B 4C+6G</u></a>	616	976	NA	NA
<a href="#"><u>Radeon R6 PRO A8-8600B 4C+6G</u></a>	459	1151	NA	NA
<a href="#"><u>Radeon R7 + HD 7700 Dual</u></a>	1962	387	NA	NA
<a href="#"><u>Radeon R7 + R5 330 Dual</u></a>	1028	629	NA	NA
<a href="#"><u>Radeon R7 + R5 340 Dual</u></a>	1234	542	NA	NA
<a href="#"><u>Radeon R7 + R5 435 Dual A10-9700 RADEON</u></a>	885	720	NA	NA
<a href="#"><u>Radeon R7 + R5 Dual</u></a>	897	712	NA	NA
<a href="#"><u>Radeon R7 + R7 200 Dual</u></a>	1279	529	NA	NA
<a href="#"><u>Radeon R7 + R7 240 Dual</u></a>	1045	620	NA	NA
<a href="#"><u>Radeon R7 + R7 250 Dual</u></a>	1232	543	NA	NA
<a href="#"><u>Radeon R7 + R7 350 Dual</u></a>	1982	385	NA	NA
<a href="#"><u>Radeon R7 +8G</u></a>	1190	557	NA	NA
<a href="#"><u>Radeon R7 240</u></a>	827	764	<a href="#"><u>11.82</u></a>	<a href="#"><u>\$69.99*</u></a>
<a href="#"><u>Radeon R7 240 + HD 8570D Dual</u></a>	917	699	NA	NA
<a href="#"><u>Radeon R7 240 + HD 8670D Dual</u></a>	930	690	NA	NA
<a href="#"><u>Radeon R7 250</u></a>	1132	575	<a href="#"><u>18.88</u></a>	<a href="#"><u>\$59.99*</u></a>
<a href="#"><u>Radeon R7 250X</u></a>	2268	350	<a href="#"><u>8.70</u></a>	<a href="#"><u>\$260.70*</u></a>
<a href="#"><u>Radeon R7 260</u></a>	2891	299	<a href="#"><u>32.13</u></a>	<a href="#"><u>\$89.99*</u></a>
<a href="#"><u>Radeon R7 260X</u></a>	3012	285	<a href="#"><u>22.77</u></a>	<a href="#"><u>\$132.28*</u></a>
<a href="#"><u>Radeon R7 340</u></a>	930	689	NA	NA
<a href="#"><u>Radeon R7 360</u></a>	2983	289	<a href="#"><u>23.87</u></a>	<a href="#"><u>\$125.00*</u></a>
Videocard Name	Passmark G3D Mark (higher is better)	Rank (lower is better)	Videocard Value (higher is better)	Price (USD)
<a href="#"><u>Radeon R7 370</u></a>	4238	206	NA	NA
<a href="#"><u>Radeon R7 430</u></a>	1237	540	<a href="#"><u>11.23</u></a>	<a href="#"><u>\$110.17</u></a>

CPU Benchmarks

Video Card Benchmarks

Hard Drive Benchmarks

RAM

PC Systems

Android

iOS / iPhone

Videocard Name	Passmark G3D Mark (higher is better)	Rank (lower is better)	Videocard Value (higher is better)	Price (USD)
<a href="#">Radeon R7 450</a>	1861	406	<a href="#">35.46</a>	<a href="#">\$52.49*</a>
<a href="#">Radeon R7 7850A10-7850K</a>	551	1052	NA	NA
<a href="#">Radeon R7 A10 Extreme Edition</a>	790	789	NA	NA
<a href="#">Radeon R7 A10 PRO-7800B</a>	756	822	NA	NA
<a href="#">Radeon R7 A10 PRO-7850B</a>	962	669	NA	NA
<a href="#">Radeon R7 A10-7700K</a>	662	922	NA	NA
<a href="#">Radeon R7 A10-7800</a>	718	866	NA	NA
<a href="#">Radeon R7 A10-7850K</a>	980	656	NA	NA
<a href="#">Radeon R7 A10-7860K</a>	784	791	NA	NA
<a href="#">Radeon R7 A10-7870K</a>	987	651	NA	NA
<a href="#">Radeon R7 A10-7890K</a>	856	742	NA	NA
<a href="#">Radeon R7 A10-8750</a>	962	668	NA	NA
<a href="#">Radeon R7 A10-8850</a>	1114	590	NA	NA
<a href="#">Radeon R7 A10-9700 RADEON</a>	1145	568	NA	NA
<a href="#">Radeon R7 A10-9700E RADEON</a>	1100	593	NA	NA
<a href="#">Radeon R7 A12-9700P RADEON</a>	724	856	<a href="#">1.66</a>	<a href="#">\$435.92*</a>
<a href="#">Radeon R7 A12-9720P RADEON</a>	804	775	<a href="#">2.20</a>	<a href="#">\$365.48*</a>
<a href="#">Radeon R7 A12-9730P RADEON</a>	861	738	NA	NA
<a href="#">Radeon R7 A12-9800 RADEON</a>	1248	536	NA	NA
<a href="#">Radeon R7 A12-9800E RADEON</a>	1105	591	<a href="#">7.94</a>	<a href="#">\$139.19*</a>
<a href="#">Radeon R7 A265</a>	954	673	NA	NA
<a href="#">Radeon R7 A360</a>	720	863	NA	NA
<a href="#">Radeon R7 A365</a>	781	795	NA	NA
<a href="#">Radeon R7 A370</a>	1281	528	NA	NA
<a href="#">Radeon R7 A8 PRO-7600B</a>	614	980	NA	NA
<a href="#">Radeon R7 A8-7500</a>	1027	630	NA	NA
<a href="#">Radeon R7 A8-7500 4C+6G</a>	853	745	NA	NA
<a href="#">Radeon R7 A8-7600</a>	737	848	NA	NA
<a href="#">Radeon R7 A8-7650K</a>	669	910	NA	NA
<a href="#">Radeon R7 A8-7670K</a>	876	727	NA	NA
<a href="#">Radeon R7 A8-7680</a>	895	714	NA	NA
<a href="#">Radeon R7 A8-8650</a>	912	702	NA	NA
<a href="#">Radeon R7 A8-9600 RADEON</a>	704	882	NA	NA
<a href="#">Radeon R7 FX-8800P</a>	894	715	NA	NA

CPU Benchmarks

Video Card Benchmarks

Hard Drive Benchmarks

RAM

PC Systems

Android

iOS / iPhone

Videocard Name	Passmark G3D Mark (higher is better)	Rank (lower is better)	Videocard Value (higher is better)	Price (USD)
<a href="#">Radeon R7 FX-9800P RADEON</a>	848	747	<a href="#">1.60</a>	<a href="#">\$530.00*</a>
<a href="#">Radeon R7 FX-9830P RADEON</a>	1790	424	NA	NA
<a href="#">Radeon R7 G</a>	869	731	NA	NA
<a href="#">Radeon R7 M260</a>	495	1114	<a href="#">0.62</a>	<a href="#">\$799.00*</a>
<a href="#">Radeon R7 M260DX</a>	797	782	NA	NA
<a href="#">Radeon R7 M260X</a>	1115	588	NA	NA
<a href="#">Radeon R7 M265</a>	813	772	NA	NA
<a href="#">Radeon R7 M270</a>	775	801	NA	NA
<a href="#">Radeon R7 M340</a>	671	909	NA	NA
<a href="#">Radeon R7 M350</a>	989	650	NA	NA
<a href="#">Radeon R7 M360</a>	517	1089	NA	NA
<a href="#">Radeon R7 M365X</a>	901	708	NA	NA
<a href="#">Radeon R7 M370</a>	1417	492	NA	NA
Videocard Name	Passmark G3D Mark (higher is better)	Rank (lower is better)	Videocard Value (higher is better)	Price (USD)
<a href="#">Radeon R7 M380</a>	1446	483	NA	NA
<a href="#">Radeon R7 M440</a>	909	706	NA	NA
<a href="#">Radeon R7 M445</a>	967	664	<a href="#">1.30</a>	<a href="#">\$744.00*</a>
<a href="#">Radeon R7 M460</a>	1060	611	NA	NA
<a href="#">Radeon R7 M465</a>	1306	517	NA	NA
<a href="#">Radeon R7 M465X</a>	1757	428	NA	NA
<a href="#">Radeon R7 Opteron X3421</a>	1043	621	NA	NA
<a href="#">Radeon R7 PRO A10-8750B</a>	971	662	NA	NA
<a href="#">Radeon R7 PRO A10-8770</a>	949	677	NA	NA
<a href="#">Radeon R7 PRO A10-8770E</a>	881	725	NA	NA
<a href="#">Radeon R7 PRO A10-8850B</a>	945	683	NA	NA
<a href="#">Radeon R7 PRO A10-9700</a>	1263	531	NA	NA
<a href="#">Radeon R7 PRO A10-9700B</a>	757	818	NA	NA
<a href="#">Radeon R7 PRO A10-9700E</a>	1142	570	<a href="#">2.16</a>	<a href="#">\$529.00*</a>
<a href="#">Radeon R7 PRO A12-8800B</a>	610	985	NA	NA
<a href="#">Radeon R7 PRO A12-8830B</a>	882	722	NA	NA
<a href="#">Radeon R7 PRO A12-8870</a>	1375	499	NA	NA
<a href="#">Radeon R7 PRO A12-8870E</a>	1127	581	NA	NA
<a href="#">Radeon R7 PRO A12-9800</a>	1340	508	NA	NA
<a href="#">Radeon R7 PRO A12-9800B</a>	829	762	NA	NA



CPU Benchmarks

Video Card Benchmarks

Hard Drive Benchmarks

RAM

PC Systems

Android

iOS / iPhone

Videocard Name	Passmark G3D Mark (higher is better)	Rank (lower is better)	Videocard Value (higher is better)	Price (USD)
<a href="#">Radeon R7 PRO A12-9800E</a>	1014	637	NA	NA
<a href="#">Radeon R7 PRO A6-9500 2C+6G</a>	781	794	NA	NA
<a href="#">Radeon R7 PRO A8-8650B</a>	619	972	NA	NA
<a href="#">Radeon R7 PRO A8-8670E</a>	1309	514	NA	NA
<a href="#">Radeon R7 PRO A8-9600</a>	1049	619	NA	NA
<a href="#">Radeon R7E</a>	690	892	NA	NA
<a href="#">Radeon R8 M365DX</a>	740	843	NA	NA
<a href="#">Radeon R8 M445DX</a>	794	785	NA	NA
<a href="#">Radeon R8 M535DX</a>	695	888	NA	NA
<a href="#">Radeon R9 255</a>	1304	521	<a href="#">3.79</a>	<a href="#">\$344.16*</a>
<a href="#">Radeon R9 260</a>	3018	284	NA	NA
<a href="#">Radeon R9 270</a>	4212	208	NA	NA
<a href="#">Radeon R9 270 / R7 370</a>	4259	204	<a href="#">25.90</a>	<a href="#">\$164.47*</a>
<a href="#">Radeon R9 270X</a>	4724	181	<a href="#">31.50</a>	<a href="#">\$149.99*</a>
<a href="#">Radeon R9 280</a>	5338	160	NA	NA
<a href="#">Radeon R9 280X</a>	6228	134	NA	NA
<a href="#">Radeon R9 285 / 380</a>	5549	153	<a href="#">12.33</a>	<a href="#">\$449.99*</a>
<a href="#">Radeon R9 290 / 390</a>	8084	100	<a href="#">45.09</a>	<a href="#">\$179.32*</a>
<a href="#">Radeon R9 290X / 390X</a>	8004	101	<a href="#">36.37</a>	<a href="#">\$220.10*</a>
<a href="#">Radeon R9 295X2</a>	7815	107	<a href="#">15.66</a>	<a href="#">\$499.10*</a>
<a href="#">Radeon R9 350</a>	2100	371	<a href="#">20.23</a>	<a href="#">\$103.85*</a>
<a href="#">Radeon R9 360</a>	3031	282	<a href="#">5.84</a>	<a href="#">\$519.00*</a>
<a href="#">Radeon R9 370</a>	4722	182	NA	NA
<a href="#">Radeon R9 380</a>	6106	138	<a href="#">67.86</a>	<a href="#">\$89.99*</a>
<a href="#">Radeon R9 380X</a>	6389	129	<a href="#">14.36</a>	<a href="#">\$445.00*</a>
<a href="#">Radeon R9 390</a>	8834	92	NA	NA
<a href="#">Radeon R9 390X</a>	9634	76	NA	NA
<a href="#">Radeon R9 A375</a>	1024	631	NA	NA
<a href="#">Radeon R9 Fury</a>	9787	74	<a href="#">22.09</a>	<a href="#">\$443.10*</a>
Videocard Name	Passmark G3D Mark (higher is better)	Rank (lower is better)	Videocard Value (higher is better)	Price (USD)
<a href="#">Radeon R9 Fury + Fury X</a>	9816	72	<a href="#">26.24</a>	<a href="#">\$374.10*</a>
<a href="#">Radeon R9 M265X</a>	996	648	NA	NA
<a href="#">Radeon R9 M270X</a>	1444	484	NA	NA
<a href="#">Radeon R9 M275</a>	1114	589	<a href="#">1.59</a>	<a href="#">\$699.99*</a>

CPU Benchmarks

Video Card Benchmarks

Hard Drive Benchmarks

RAM

PC Systems

Android

iOS / iPhone

Videocard Name	Passmark G3D Mark (higher is better)	Rank (lower is better)	Videocard Value (higher is better)	Price (USD)
<a href="#">Radeon R9 M275X / M375</a>	1205	551	NA	NA
<a href="#">Radeon R9 M280X</a>	1147	566	NA	NA
<a href="#">Radeon R9 M290X</a>	2172	360	NA	NA
<a href="#">Radeon R9 M295X</a>	5150	170	NA	NA
<a href="#">Radeon R9 M360</a>	2007	381	NA	NA
<a href="#">Radeon R9 M365X</a>	1481	475	NA	NA
<a href="#">Radeon R9 M370X</a>	1499	472	NA	NA
<a href="#">Radeon R9 M375</a>	1219	546	NA	NA
<a href="#">Radeon R9 M375X</a>	1693	438	NA	NA
<a href="#">Radeon R9 M380</a>	3050	281	NA	NA
<a href="#">Radeon R9 M385X</a>	1546	458	NA	NA
<a href="#">Radeon R9 M390X</a>	4356	197	NA	NA
<a href="#">Radeon R9 M395</a>	4954	174	NA	NA
<a href="#">Radeon R9 M395X</a>	4329	199	NA	NA
<a href="#">Radeon R9 M470</a>	2435	334	NA	NA
<a href="#">Radeon R9 M470X</a>	3563	245	NA	NA
<a href="#">Radeon R9 M485X</a>	4842	178	NA	NA
<a href="#">Radeon RX 460</a>	4084	215	<a href="#">14.90</a>	<a href="#">\$274.10*</a>
<a href="#">Radeon RX 470</a>	7904	104	<a href="#">79.05</a>	<a href="#">\$99.99*</a>
<a href="#">Radeon RX 480</a>	8548	95	<a href="#">43.12</a>	<a href="#">\$198.25*</a>
<a href="#">Radeon RX 540</a>	1910	399	NA	NA
<a href="#">Radeon RX 550</a>	2394	340	<a href="#">28.17</a>	<a href="#">\$84.99</a>
<a href="#">Radeon RX 5500</a>	6202	135	NA	NA
<a href="#">Radeon RX 5500 XT</a>	8987	91	<a href="#">52.87</a>	<a href="#">\$169.99</a>
<a href="#">Radeon RX 5500M</a>	5491	157	NA	NA
<a href="#">Radeon RX 550X</a>	1673	443	NA	NA
<a href="#">Radeon RX 560</a>	3605	239	<a href="#">36.05</a>	<a href="#">\$99.99</a>
<a href="#">Radeon RX 5600 XT</a>	12891	38	<a href="#">47.75</a>	<a href="#">\$269.99</a>
<a href="#">Radeon RX 560X</a>	3520	247	NA	NA
<a href="#">Radeon RX 570</a>	6967	119	<a href="#">58.07</a>	<a href="#">\$119.99</a>
<a href="#">Radeon RX 5700</a>	14096	30	<a href="#">42.72</a>	<a href="#">\$329.99</a>
<a href="#">Radeon RX 5700 XT</a>	16676	16	<a href="#">43.89</a>	<a href="#">\$379.99</a>
<a href="#">Radeon RX 5700 XT 50th Anniversary</a>	16883	14	NA	NA
<a href="#">Radeon RX 570X</a>	1923	397	NA	NA

CPU Benchmarks

Video Card Benchmarks

Hard Drive Benchmarks

RAM

PC Systems

Android

iOS / iPhone

Videocard Name	Passmark G3D Mark (higher is better)	Rank (lower is better)	Videocard Value (higher is better)	Price (USD)
<a href="#">Radeon RX 580</a>	8721	93	<a href="#">51.31</a>	<a href="#">\$169.99</a>
<a href="#">Radeon RX 580 2048SP</a>	8233	97	NA	NA
<a href="#">Radeon RX 580X</a>	7798	108	NA	NA
<a href="#">Radeon RX 590</a>	9434	82	<a href="#">62.90</a>	<a href="#">\$149.99*</a>
<a href="#">Radeon RX 640</a>	1127	580	NA	NA
<a href="#">Radeon RX Vega 10</a>	1531	466	NA	NA
<a href="#">Radeon RX Vega 11</a>	2115	369	NA	NA
<a href="#">Radeon RX Vega 11 PRD</a>	2401	337	NA	NA
<a href="#">Radeon RX Vega 56</a>	13155	37	<a href="#">50.60</a>	<a href="#">\$259.99</a>
<a href="#">Radeon RX Vega 64</a>	14895	25	<a href="#">38.20</a>	<a href="#">\$389.99*</a>
<a href="#">Radeon RX Vega 8</a>	1745	429	NA	NA
Videocard Name	Passmark G3D Mark (higher is better)	Rank (lower is better)	Videocard Value (higher is better)	Price (USD)
<a href="#">Radeon RX Vega M GH</a>	6625	124	NA	NA
<a href="#">Radeon RX Vega M GL</a>	3947	225	NA	NA
<a href="#">Radeon RX Vega11</a>	1819	416	NA	NA
<a href="#">Radeon RX5600</a>	11251	57	NA	NA
<a href="#">Radeon Sky 500</a>	4889	177	NA	NA
<a href="#">Radeon TM R9 A360</a>	2148	363	NA	NA
<a href="#">Radeon VE</a>	2	2043	NA	NA
<a href="#">Radeon Vega 10</a>	1531	465	NA	NA
<a href="#">Radeon Vega 10 Mobile</a>	1525	467	NA	NA
<a href="#">Radeon Vega 11</a>	1876	404	NA	NA
<a href="#">Radeon Vega 3</a>	949	676	<a href="#">1.98</a>	<a href="#">\$479.99*</a>
<a href="#">Radeon Vega 3 Mobile</a>	954	674	NA	NA
<a href="#">Radeon Vega 6</a>	1191	555	<a href="#">0.66</a>	<a href="#">\$1,799.99*</a>
<a href="#">Radeon Vega 8</a>	1517	469	<a href="#">11.96</a>	<a href="#">\$126.86*</a>
<a href="#">Radeon Vega 8 Mobile</a>	1452	481	NA	NA
<a href="#">Radeon Vega 9</a>	1766	426	NA	NA
<a href="#">Radeon Vega Frontier Edition</a>	11137	61	<a href="#">12.51</a>	<a href="#">\$890.00*</a>
<a href="#">Radeon VII</a>	17284	10	<a href="#">30.00</a>	<a href="#">\$576.24</a>
<a href="#">Radeon X1050</a>	49	1735	NA	NA
<a href="#">Radeon X1200</a>	32	1806	NA	NA
<a href="#">Radeon X1250</a>	37	1778	NA	NA
<a href="#">Radeon X1270</a>	31	1814	NA	NA

CPU Benchmarks

Video Card Benchmarks

Hard Drive Benchmarks

RAM

PC Systems

Android

iOS / iPhone

Videocard Name	Passmark G3D Mark (higher is better)	Rank (lower is better)	Videocard Value (higher is better)	Price (USD)
<a href="#">Radeon X1300</a>	58	1706	<a href="#">3.44</a>	<a href="#">\$16.99*</a>
<a href="#">Radeon X1300 PRO</a>	84	1614	NA	NA
<a href="#">Radeon X1550</a>	66	1678	<a href="#">0.59</a>	<a href="#">\$113.00*</a>
<a href="#">Radeon X1550 64-bit</a>	47	1739	NA	NA
<a href="#">Radeon X1600</a>	49	1733	NA	NA
<a href="#">Radeon X1600 Pro</a>	98	1569	NA	NA
<a href="#">Radeon X1600 Pro / X1300XT</a>	69	1666	NA	NA
<a href="#">Radeon X1600 XT</a>	115	1520	NA	NA
<a href="#">Radeon X1650 GTO</a>	74	1642	NA	NA
<a href="#">Radeon X1650 Pro</a>	84	1611	<a href="#">0.53</a>	<a href="#">\$160.89*</a>
<a href="#">Radeon X1650 SE</a>	71	1658	NA	NA
<a href="#">Radeon X1700 Targa Edition</a>	116	1518	NA	NA
<a href="#">Radeon X1800 GTO</a>	140	1456	NA	NA
<a href="#">Radeon X1900 CrossFire Edition</a>	137	1466	NA	NA
<a href="#">Radeon X1900 GT</a>	145	1449	NA	NA
<a href="#">Radeon X1950 CrossFire Edition</a>	151	1442	NA	NA
<a href="#">Radeon X1950 GT</a>	106	1548	NA	NA
<a href="#">Radeon X1950 Pro</a>	112	1529	NA	NA
<a href="#">RADEON X300SE</a>	38	1775	NA	NA
<a href="#">RADEON X550</a>	50	1728	NA	NA
<a href="#">RADEON X550XT</a>	56	1716	NA	NA
<a href="#">Radeon X550XTX</a>	70	1659	NA	NA
<a href="#">RADEON X600 256MB HyperMemory</a>	56	1715	NA	NA
<a href="#">RADEON X600XT</a>	91	1595	NA	NA
<a href="#">RADEON X700</a>	72	1652	NA	NA
<a href="#">RADEON X700 PRO</a>	75	1639	NA	NA
<a href="#">RADEON X700 SE</a>	71	1656	NA	NA
Videocard Name	Passmark G3D Mark (higher is better)	Rank (lower is better)	Videocard Value (higher is better)	Price (USD)
<a href="#">RADEON X800 GT</a>	84	1615	NA	NA
<a href="#">RADEON X800 GTO</a>	76	1637	NA	NA
<a href="#">RADEON X800 PRO</a>	64	1684	NA	NA
<a href="#">RADEON X800 PRO/GTO</a>	73	1649	NA	NA
<a href="#">RADEON X800 SE</a>	129	1480	NA	NA
<a href="#">RADEON X800 XI</a>	69	1665	NA	NA

CPU Benchmarks

Video Card Benchmarks

Hard Drive Benchmarks

RAM

PC Systems

Android

iOS / iPhone

Videocard Name	Passmark G3D Mark (higher is better)	Rank (lower is better)	Videocard Value (higher is better)	Price (USD)
<a href="#">RADEON X800 XT</a>	97	1577	NA	NA
<a href="#">RADEON X800 XT Platinum Edition</a>	81	1628	NA	NA
<a href="#">RADEON X800GT</a>	79	1633	NA	NA
<a href="#">RADEON X850 PRO</a>	72	1651	NA	NA
<a href="#">RADEON X850 XT</a>	81	1630	NA	NA
<a href="#">RADEON X850 XT Platinum Edition</a>	81	1622	NA	NA
<a href="#">Radeon Xpress 1100</a>	34	1796	NA	NA
<a href="#">Radeon Xpress 1150</a>	29	1821	NA	NA
<a href="#">Radeon Xpress 1200</a>	35	1786	NA	NA
<a href="#">Radeon Xpress 1250</a>	42	1757	NA	NA
<a href="#">Radeon Xpress 1270</a>	26	1833	NA	NA
<a href="#">Radeon Xpress 1300</a>	52	1720	NA	NA
<a href="#">Radeon Xpress 1300M</a>	40	1764	NA	NA
<a href="#">RADEON XPRESS 200</a>	29	1822	NA	NA
<a href="#">RADEON XPRESS 200 CROSSFIRE</a>	18	1865	NA	NA
<a href="#">RADEON XPRESS 200M</a>	22	1852	NA	NA
<a href="#">Radeon. HD 7730M</a>	928	692	NA	NA
<a href="#">RadeonT R5 430</a>	1123	584	NA	NA
<a href="#">RadeonT R7 450</a>	2184	357	NA	NA
<a href="#">RadeonT RX 5500M</a>	3165	274	NA	NA
<a href="#">RadeonT RX 560X</a>	1809	419	NA	NA
<a href="#">Rage 128 Pro</a>	1	2051	NA	NA
<a href="#">RAGE 128 PRO AGP 4X TMDS</a>	1	2053	NA	NA
<a href="#">Rage Fury Pro/Xpert 2000 Pro</a>	3	2014	NA	NA
<a href="#">Red Hat QXL controller</a>	31	1810	NA	NA
<a href="#">RGH Drivers v3</a>	11	1885	NA	NA
<a href="#">RIVA TNT2 Model 64/Model 64 Pro</a>	3	1992	NA	NA
<a href="#">RIVA TNT2/TNT2 Pro</a>	3	2004	NA	NA
<a href="#">RV530 PRO</a>	118	1508	NA	NA
<a href="#">Ryzen 5 2500U with Radeon Vega</a>	1503	471	NA	NA
<a href="#">Ryzen 7 2700U with Radeon Vega</a>	1617	451	NA	NA
<a href="#">S3 Chrome 430 ULP</a>	39	1768	NA	NA
<a href="#">S3 Chrome S25 DDR2</a>	18	1861	NA	NA
<a href="#">S3 Inc. Savage4</a>	3	2012	NA	NA

CPU Benchmarks

Video Card Benchmarks

Hard Drive Benchmarks

RAM

PC Systems

Android

iOS / iPhone

Videocard Name	Passmark G3D Mark (higher is better)	Rank (lower is better)	Videocard Value (higher is better)	Price (USD)
<u>S3 ProSavageDDR</u>	1	2050	NA	NA
<u>S3 SuperSavage/IXC 1014</u>	1	2045	NA	NA
<u>SAPPHIRE RADEON 9000 ATLANTIS PRO</u>	5	1947	NA	NA
<u>SAPPHIRE RADEON 9600 ATLANTIS</u>	47	1741	NA	NA
<u>SAPPHIRE Radeon X1550</u>	61	1694	NA	NA
<u>Sapphire RADEON X800 GT</u>	112	1532	NA	NA
<u>Seria Mobility Radeon HD 3400</u>	124	1491	NA	NA
<u>Seria Radeon HD 7700</u>	1603	455	NA	NA
<u>SUMO 9640</u>	650	937	NA	NA
Videocard Name	Passmark G3D Mark (higher is better)	Rank (lower is better)	Videocard Value (higher is better)	Price (USD)
<u>SUMO 9644</u>	465	1141	NA	NA
<u>SUMO 964A</u>	497	1108	NA	NA
<u>TENSOR 1.0 Driver Intel HD 630</u>	1299	523	NA	NA
<u>Tesla C2050</u>	3515	248	<a href="#">13.02</a>	<a href="#">\$269.99*</a>
<u>Tesla C2050 / C2070</u>	3428	256	NA	NA
<u>Tesla C2070</u>	3274	266	NA	NA
<u>Tesla C2075</u>	3364	259	<a href="#">9.88</a>	<a href="#">\$340.50*</a>
<u>Tesla M10</u>	3248	267	<a href="#">1.01</a>	<a href="#">\$3,202.21*</a>
<u>Tesla M2070-Q</u>	1305	519	NA	NA
<u>Tesla M6</u>	7621	113	NA	NA
<u>Tesla M60</u>	6923	120	<a href="#">4.96</a>	<a href="#">\$1,395.00*</a>
<u>Tesla P100-PCIE-16GB</u>	7225	116	NA	NA
<u>TITAN RTX</u>	19170	3	<a href="#">7.70</a>	<a href="#">\$2,489.99</a>
<u>TITAN V</u>	18792	5	<a href="#">8.74</a>	<a href="#">\$2,149.99*</a>
<u>TITAN V CEO Edition</u>	16987	13	NA	NA
<u>TITAN Xp COLLECTORS EDITION</u>	17424	9	NA	NA
<u>TRINITY DEVASTATOR MOBILE</u>	699	884	NA	NA
<u>TRINITY SCRAPPER MOBILE</u>	498	1107	NA	NA
<u>V9560XT V62.11</u>	6	1919	NA	NA
<u>Vanta/Vanta LT</u>	3	2016	NA	NA
<u>VIA Chrome9 HC IGP</u>	4	1977	NA	NA
<u>VIA Chrome9 HC IGP Family</u>	3	1990	NA	NA
<u>VIA Chrome9 HC IGP Family WDDM</u>	3	2002	NA	NA
<u>VIA Chrome9 HC IGP Prerelease WDDM 1 1</u>	2	2041	NA	NA

CPU Benchmarks

Video Card Benchmarks

Hard Drive Benchmarks

RAM

PC Systems

Android


iOS / iPhone

Videocard Name	Passmark G3D Mark (higher is better)	Rank (lower is better)	Videocard Value (higher is better)	Price (USD)
<a href="#"><u>VIA Chrome9 HC IGP WDDM</u></a>	2	2023	NA	NA
<a href="#"><u>VIA Chrome9 HC IGP WDDM 1.1</u></a>	2	2024	NA	NA
<a href="#"><u>VIA Chrome9 HC3 IGP</u></a>	2	2029	NA	NA
<a href="#"><u>VIA Chrome9 HCM IGP</u></a>	1	2047	NA	NA
<a href="#"><u>VIA Chrome9 HD IGP</u></a>	10	1888	NA	NA
<a href="#"><u>VIA/S3G C-645/640 GPU</u></a>	163	1436	NA	NA
<a href="#"><u>VIA/S3G Chrome 645/640 GPU</u></a>	109	1543	NA	NA
<a href="#"><u>VIA/S3G DeltaChrome IGP</u></a>	3	2007	NA	NA
<a href="#"><u>VIA/S3G KM400/KN400</u></a>	4	1983	NA	NA
<a href="#"><u>VIA/S3G UniChrome IGP</u></a>	4	1978	NA	NA
<a href="#"><u>VIA/S3G UniChrome Pro IGP</u></a>	4	1961	NA	NA
<a href="#"><u>VIA/S3G UniChromell</u></a>	5	1929	NA	NA
<a href="#"><u>VisionTek Radeon 4550</u></a>	280	1304	NA	NA
<a href="#"><u>VisionTek Radeon 7000</u></a>	1	2046	NA	NA
<a href="#"><u>Wine Display Adapter</u></a>	261	1321	NA	NA
<a href="#"><u>WinFast A250 LE</u></a>	4	1956	NA	NA
<a href="#"><u>WinFast GT 610</u></a>	211	1378	NA	NA
<a href="#"><u>Xabre</u></a>	5	1948	NA	NA
<a href="#"><u>XFx Radeon HD 4650 AGP</u></a>	109	1540	NA	NA
<a href="#"><u>XGI Volari Family v1.13.23.D V</u></a>	4	1966	NA	NA
<a href="#"><u>ZX Chrome 645/640 GPU</u></a>	147	1448	NA	NA

\* - Last price seen from our affiliates.

[CPU Benchmarks](#)   [Video Card Benchmarks](#)   [Hard Drive Benchmarks](#)   [RAM](#)   [PC Systems](#)   [Android](#)   [iOS / iPhone](#)



<u>Software</u>	<u>Hardware</u>	<u>Benchmarks</u>	<u>About Us</u>	<u>Services</u>	<u>International</u>
<a href="#">CPU Benchmarks</a>	<a href="#">Video Card Benchmarks</a>	<a href="#">Hard Drive Benchmarks</a>	<a href="#">RAM</a>	<a href="#">PC Systems</a>	<a href="#">Android</a> <a href="#">iOS / iPhone</a>
<a href="#">BurnInTest</a>	<a href="#">USB3.0</a>	<a href="#">CPU</a>	<a href="#">Company</a>	<a href="#">Store</a>	<a href="#">Disclaimer</a>
<a href="#">PerformanceTest</a>	<a href="#">Loopback Plugs</a>	<a href="#">Benchmarks</a>	<a href="#">Contact Us</a>	<a href="#">Support</a>	<a href="#">Refunds</a>
<a href="#">OSForensics</a>	<a href="#">USB2.0</a>	<a href="#">Video Card Benchmarks</a>	<a href="#">The Press Room</a>	<a href="#">Forums</a>	<a href="#">Privacy</a>
<a href="#">MemTest86</a>	<a href="#">Loopback Plugs</a>	<a href="#">Hard Drive Benchmarks</a>			<a href="#">Social</a>
<a href="#">WirelessMon</a>	<a href="#">PCIe Test Cards</a>	<a href="#">RAM Benchmarks</a>			
<a href="#">Zoom Search Engine</a>	<a href="#">USB Power Delivery Tester</a>	<a href="#">PC Systems Benchmarks</a>			
<a href="#">Free Software</a>	<a href="#">Serial and Parallel Loopback Plugs</a>	<a href="#">Android Benchmarks</a>			
	<a href="#">USB Short Circuit Testers</a>	<a href="#">iOS / iPhone Benchmarks</a>			

Copyright © 2020 PassMark® Software

